




اِسْرَاجِ - لائبریری سِوِسٹَر لَاحِ سِوِسٹَر

2018

مَدَرَسِ سِوِسٹَر



اِسْرَاجِ - لائبریری سِوِسٹَر لَاحِ سِوِسٹَر  
دَو، مَدَرَسِ سِوِسٹَر





اِسْرَاحِ - تَاْمَرُوْ سَكُوْسَرِ تَاْحِ سَكُوْسَرِ

مَوْقُوْسَرِ سَوْنِ

2018

اِسْرَاحِ - تَاْمَرُوْ سَكُوْسَرِ تَاْحِ سَكُوْسَرِ

دَوَا، مَرُوْ سَكُوْسَرِ



## فهرست

1	.....	.....
3	.....	.....
4	.....	.....
7	.....	.....
9	.....	.....
10	.....	.....
11	.....	.....
12	.....	.....
13	.....	.....
14	.....	.....
14	.....	.....
15	.....	.....
16	.....	.....
17	.....	.....
18	.....	.....
19	.....	.....
20	.....	.....
21	.....	.....
22	.....	.....
23	.....	.....
24	.....	.....
24	.....	.....
25	.....	.....
25	.....	.....
25	.....	.....
26	.....	.....
26	.....	.....
27	.....	.....













<p>1991-ئىلىمىي نەتىجىسىنىڭ ئىشلىتىش ھۆججەتلىرى</p> <p>1991-ئىلىمىي نەتىجىسىنىڭ ئىشلىتىش ھۆججەتلىرى</p>	<p>21 نەتىجىسى</p>	<p>1991</p>
<p>1993-ئىلىمىي نەتىجىسىنىڭ ئىشلىتىش ھۆججەتلىرى</p> <p>1993-ئىلىمىي نەتىجىسىنىڭ ئىشلىتىش ھۆججەتلىرى</p>	<p>16 نەتىجىسى</p>	<p>1993</p>
<p>1995-ئىلىمىي نەتىجىسىنىڭ ئىشلىتىش ھۆججەتلىرى</p> <p>1995-ئىلىمىي نەتىجىسىنىڭ ئىشلىتىش ھۆججەتلىرى</p>	<p>31 نەتىجىسى</p>	<p>1995</p>
<p>2000-ئىلىمىي نەتىجىسىنىڭ ئىشلىتىش ھۆججەتلىرى</p> <p>2000-ئىلىمىي نەتىجىسىنىڭ ئىشلىتىش ھۆججەتلىرى</p>	<p>22 نەتىجىسى</p>	<p>2000</p>
<p>2007-ئىلىمىي نەتىجىسىنىڭ ئىشلىتىش ھۆججەتلىرى</p> <p>2007-ئىلىمىي نەتىجىسىنىڭ ئىشلىتىش ھۆججەتلىرى</p>	<p>23 نەتىجىسى</p>	<p>2007</p>
<p>2008-ئىلىمىي نەتىجىسىنىڭ ئىشلىتىش ھۆججەتلىرى</p> <p>2008-ئىلىمىي نەتىجىسىنىڭ ئىشلىتىش ھۆججەتلىرى</p> <p>2008-ئىلىمىي نەتىجىسىنىڭ ئىشلىتىش ھۆججەتلىرى</p> <p>2008-ئىلىمىي نەتىجىسىنىڭ ئىشلىتىش ھۆججەتلىرى</p>	<p>24 نەتىجىسى</p> <p>16 نەتىجىسى</p> <p>20 نەتىجىسى</p>	<p>2008</p>
<p>2009-ئىلىمىي نەتىجىسىنىڭ ئىشلىتىش ھۆججەتلىرى</p> <p>2009-ئىلىمىي نەتىجىسىنىڭ ئىشلىتىش ھۆججەتلىرى</p>	<p>09 نەتىجىسى</p> <p>10 نەتىجىسى</p>	<p>2009</p>
<p>2010-ئىلىمىي نەتىجىسىنىڭ ئىشلىتىش ھۆججەتلىرى</p> <p>2010-ئىلىمىي نەتىجىسىنىڭ ئىشلىتىش ھۆججەتلىرى</p> <p>2010-ئىلىمىي نەتىجىسىنىڭ ئىشلىتىش ھۆججەتلىرى</p>	<p>13 نەتىجىسى</p> <p>17 نەتىجىسى</p> <p>23 نەتىجىسى</p>	<p>2010</p>

٤٤  
 ٥٥  
 ٥٦  
 ٥٧  
 ٥٨  
 ٥٩  
 ٦٠  
 ٦١  
 ٦٢  
 ٦٣  
 ٦٤  
 ٦٥  
 ٦٦  
 ٦٧  
 ٦٨  
 ٦٩  
 ٧٠  
 ٧١  
 ٧٢  
 ٧٣  
 ٧٤  
 ٧٥  
 ٧٦  
 ٧٧  
 ٧٨  
 ٧٩  
 ٨٠  
 ٨١  
 ٨٢  
 ٨٣  
 ٨٤  
 ٨٥  
 ٨٦  
 ٨٧  
 ٨٨  
 ٨٩  
 ٩٠  
 ٩١  
 ٩٢  
 ٩٣  
 ٩٤  
 ٩٥  
 ٩٦  
 ٩٧  
 ٩٨  
 ٩٩  
 ١٠٠

٢٠١١

2011

2

09

2014

1

01

25

25

2015

16

16

9/2014

16

12/2016

02

2017

11/2008

74

4/2018

12

09

2018





**2018 - دہائیہ سہ ماہیہ**  
**FACT SHEET, 2018**

	دہائیہ 1	دہائیہ 2	دہائیہ 3	دہائیہ 4	مجموعہ	
	Quarter 1	Quarter 2	Quarter 3	Quarter 4		
No. of complaints lodged	171	106	87	332	696	دہائیہ سہ ماہیہ کے تحت
No. of cases in complaints lodged	162	95	79	316	652	دہائیہ سہ ماہیہ کے تحت دہائیہ سہ ماہیہ کے تحت
No. of cases initiated by the Commission	118	29	56	75	278	تازہ شکایات سہ ماہیہ کے تحت
No. of cases registered	280	124	135	391	930	مجموعہ سہ ماہیہ کے تحت دہائیہ سہ ماہیہ کے تحت
No. of cases decided to investigate	248	110	103	301	762	مقررہ سہ ماہیہ کے تحت دہائیہ سہ ماہیہ کے تحت
No. of cases rejected	36	16	22	94	168	مردود سہ ماہیہ کے تحت دہائیہ سہ ماہیہ کے تحت
No. of cases sent to other institutions	16	8	8	10	42	دیگر اداروں کو دہائیہ سہ ماہیہ کے تحت
No. of cases in evaluation process	0	0	0	0	0	مقررہ سہ ماہیہ کے تحت دہائیہ سہ ماہیہ کے تحت
No. of cases concluded after a preliminary evaluation	201	86	63	146	496	مجموعہ سہ ماہیہ کے تحت دہائیہ سہ ماہیہ کے تحت
No. of cases concluded after an investigation	87	400	257	59	803	مقررہ سہ ماہیہ کے تحت دہائیہ سہ ماہیہ کے تحت
Total no. of cases concluded	288	486	320	205	1299	مجموعہ سہ ماہیہ کے تحت دہائیہ سہ ماہیہ کے تحت
No. of recommendations given	148	87	59	95	389	مقررہ سہ ماہیہ کے تحت دہائیہ سہ ماہیہ کے تحت
No. of cases forwarded to PG Office	4	1	1	1	7	مقررہ سہ ماہیہ کے تحت دہائیہ سہ ماہیہ کے تحت
No. of cases concluded to send to PG Office	3	2	2	0	7	مقررہ سہ ماہیہ کے تحت دہائیہ سہ ماہیہ کے تحت
No. of cases returned from PG Office	8	6	17	6	37	مقررہ سہ ماہیہ کے تحت دہائیہ سہ ماہیہ کے تحت

گروہ 1: مریضوں پر ڈائریکٹوریٹ ڈائریکٹوریٹ سٹیجس، 2018

Table 1: Status of Registered Cases, 2018

	Proactive Cases ڈائریکٹوریٹ ڈائریکٹوریٹ		From other Institutions ڈائریکٹوریٹ ڈائریکٹوریٹ		Lodged by Individuals ڈائریکٹوریٹ ڈائریکٹوریٹ		
	Lodged ڈائریکٹوریٹ	Concluded ڈائریکٹوریٹ	Lodged ڈائریکٹوریٹ	Concluded ڈائریکٹوریٹ	Lodged ڈائریکٹوریٹ	Concluded ڈائریکٹوریٹ	
January	81	20	0	2	76	80	جنوری
February	18	20	3	6	46	85	فروری
March	19	19	0	2	37	54	مارچ
April	6	23	0	5	41	52	اپریل
May	2	85	1	12	39	163	مئی
June	21	27	1	10	13	110	جون
July	24	20	0	9	21	109	جولائی
August	24	10	0	5	20	63	اگست
September	8	21	0	4	38	80	ستمبر
October	17	18	12	4	127	47	اکتوبر
November	20	12	6	5	107	29	نومبر
December	38	17	5	13	59	60	دسمبر
<b>Total</b>	<b>278</b>	<b>292</b>	<b>28</b>	<b>77</b>	<b>624</b>	<b>932</b>	<b>کل</b>



2018 : تاحہ مستوری اور بحرانہ سہولتوں کے رجسٹرڈ کیسوں کی تفصیلی رپورٹ، 2018

Table 2: Cases Registered at the Commission by Type, 2018

	Recruitment وظيفہ نماہ و تہذیبہ		Procurement تہذیبہ و تہذیبہ		Land زمین		Land Leasing زمین تہذیبہ / تہذیبہ		Island Leasing زمین تہذیبہ		License and Permits تہذیبہ اور تہذیبہ		Trainings and Scholarships تہذیبہ اور تہذیبہ		Loan Schemes تہذیبہ		Elections and Campaigns تہذیبہ اور تہذیبہ		Salary and incentives تہذیبہ اور تہذیبہ		Utilizing public assets and finances تہذیبہ اور تہذیبہ		Others تہذیبہ	
	Lodged تہذیبہ	Concluded تہذیبہ	Lodged تہذیبہ	Concluded تہذیبہ	Lodged تہذیبہ	Concluded تہذیبہ	Lodged تہذیبہ	Concluded تہذیبہ	Lodged تہذیبہ	Concluded تہذیبہ	Lodged تہذیبہ	Concluded تہذیبہ	Lodged تہذیبہ	Concluded تہذیبہ	Lodged تہذیبہ	Concluded تہذیبہ	Lodged تہذیبہ	Concluded تہذیبہ	Lodged تہذیبہ	Concluded تہذیبہ	Lodged تہذیبہ	Concluded تہذیبہ	Lodged تہذیبہ	Concluded تہذیبہ
January	19	15	101	43	9	6	7	8	1	2	0	0	1	4	0	0	1	0	3	4	0	8	15	12
February	12	26	19	28	3	6	9	7	0	2	1	2	0	1	0	0	0	0	3	6	9	22	11	12
March	9	16	27	27	4	3	4	7	0	0	0	2	0	0	0	1	0	0	1	2	9	15	2	2
April	6	5	19	31	10	3	0	3	0	0	0	1	2	1	0	0	0	0	4	5	2	24	4	10
May	4	29	14	102	4	19	6	9	1	3	0	4	0	4	0	0	1	4	3	22	0	42	9	26
June	5	24	11	50	1	9	1	4	0	2	1	2	0	3	0	1	0	2	3	13	6	14	7	27
July	3	22	19	49	0	7	2	5	0	1	0	1	0	3	0	1	3	0	2	7	5	18	11	23
August	3	19	12	19	4	5	1	8	0	0	1	1	0	1	0	0	3	1	3	3	6	6	11	15
September	6	15	9	39	1	7	1	7	0	0	1	3	1	2	0	0	5	5	7	2	5	3	10	23
October	10	10	34	24	56	8	7	5	2	2	3	0	0	1	0	1	4	1	7	3	9	2	24	12
November	8	5	43	12	23	9	9	1	0	2	3	0	1	0	0	1	2	2	14	0	7	4	23	10
December	7	4	31	37	3	7	8	6	0	0	1	3	0	0	0	0	4	0	6	11	5	6	37	16
<b>Total</b>	<b>92</b>	<b>190</b>	<b>339</b>	<b>461</b>	<b>118</b>	<b>89</b>	<b>55</b>	<b>70</b>	<b>4</b>	<b>14</b>	<b>11</b>	<b>19</b>	<b>5</b>	<b>20</b>	<b>0</b>	<b>5</b>	<b>23</b>	<b>15</b>	<b>56</b>	<b>78</b>	<b>63</b>	<b>164</b>	<b>164</b>	<b>188</b>





ދިވެހިސަރުކާރުގެ ގެޒެޓް، 2018 ވަނަ އަދަދު: 5

Table 5: Investigations Conducted in Male', 2018

Details	މިއަދު Total	ކަންކަން ހިންގުމަށް ބޭނުންކުރި ގަވާއިދު
Offices/Institutions	320	މަސައްސަދާއި ސަރުކާރުގެ ޖަމިއްޔާތައް
Investigation Teams	147	ކަންކަން ހިންގުމަށް ބޭނުންކުރި ޖަމިއްޔާތައް
No. of Cases	1177	މަސައްސަދާއި ގަވާއިދު
No. Field Visits	889	މަސައްސަދާއި ސަރުކާރުގެ ޖަމިއްޔާތައް ފެށިގެން ދިއުމުގެ ގަވާއިދު
No. of summons	317	ކަންކަން ހިންގުމަށް ބޭނުންކުރި ގަވާއިދުގެ ގަވާއިދު
Summoned via a warrant	55	މަސައްސަދާއި ސަރުކާރުގެ ޖަމިއްޔާތައް ފެށިގެން ދިއުމުގެ ގަވާއިދު
Summoned via Phone	262	މަސައްސަދާއި ސަރުކާރުގެ ޖަމިއްޔާތައް ފެށިގެން ދިއުމުގެ ގަވާއިދު
Summoned via a Court Order	0	މަސައްސަދާއި ސަރުކާރުގެ ޖަމިއްޔާތައް ފެށިގެން ދިއުމުގެ ގަވާއިދު
No. of Suspects	93	މަސައްސަދާއި ސަރުކާރުގެ ޖަމިއްޔާތައް ފެށިގެން ދިއުމުގެ ގަވާއިދު
Summoned for information clarification	224	މަސައްސަދާއި ސަރުކާރުގެ ޖަމިއްޔާތައް ފެށިގެން ދިއުމުގެ ގަވާއިދު
No. of Statements	307	މަސައްސަދާއި ސަރުކާރުގެ ޖަމިއްޔާތައް

ދިވެހިސަރުކާރުގެ ގެޒެޓް، 2018 ވަނަ އަދަދު: 6

Table 6: Investigations Conducted at Atolls, 2018

Details	މިއަދު Total	ކަންކަން ހިންގުމަށް ބޭނުންކުރި ގަވާއިދު
Atoll(s)	5	މަސައްސަދާއި
Island(s)	16	މަސައްސަދާއި
Investigation Teams	9	ކަންކަން ހިންގުމަށް ބޭނުންކުރި ޖަމިއްޔާތައް
No. of Days	21	މަސައްސަދާއި
No. of Cases	38	މަސައްސަދާއި ގަވާއިދު
No. of summons	83	ކަންކަން ހިންގުމަށް ބޭނުންކުރި ގަވާއިދުގެ ގަވާއިދު
Summoned via a warrant	2	މަސައްސަދާއި ސަރުކާރުގެ ޖަމިއްޔާތައް ފެށިގެން ދިއުމުގެ ގަވާއިދު
Summoned via Phone	81	މަސައްސަދާއި ސަރުކާރުގެ ޖަމިއްޔާތައް ފެށިގެން ދިއުމުގެ ގަވާއިދު
Summoned via a Court Order	0	މަސައްސަދާއި ސަރުކާރުގެ ޖަމިއްޔާތައް ފެށިގެން ދިއުމުގެ ގަވާއިދު
No. of Suspects	35	މަސައްސަދާއި ސަރުކާރުގެ ޖަމިއްޔާތައް ފެށިގެން ދިއުމުގެ ގަވާއިދު
Summoned for information clarification	48	މަސައްސަދާއި ސަރުކާރުގެ ޖަމިއްޔާތައް ފެށިގެން ދިއުމުގެ ގަވާއިދު
No. of Statements	87	މަސައްސަދާއި ސަރުކާރުގެ ޖަމިއްޔާތައް



























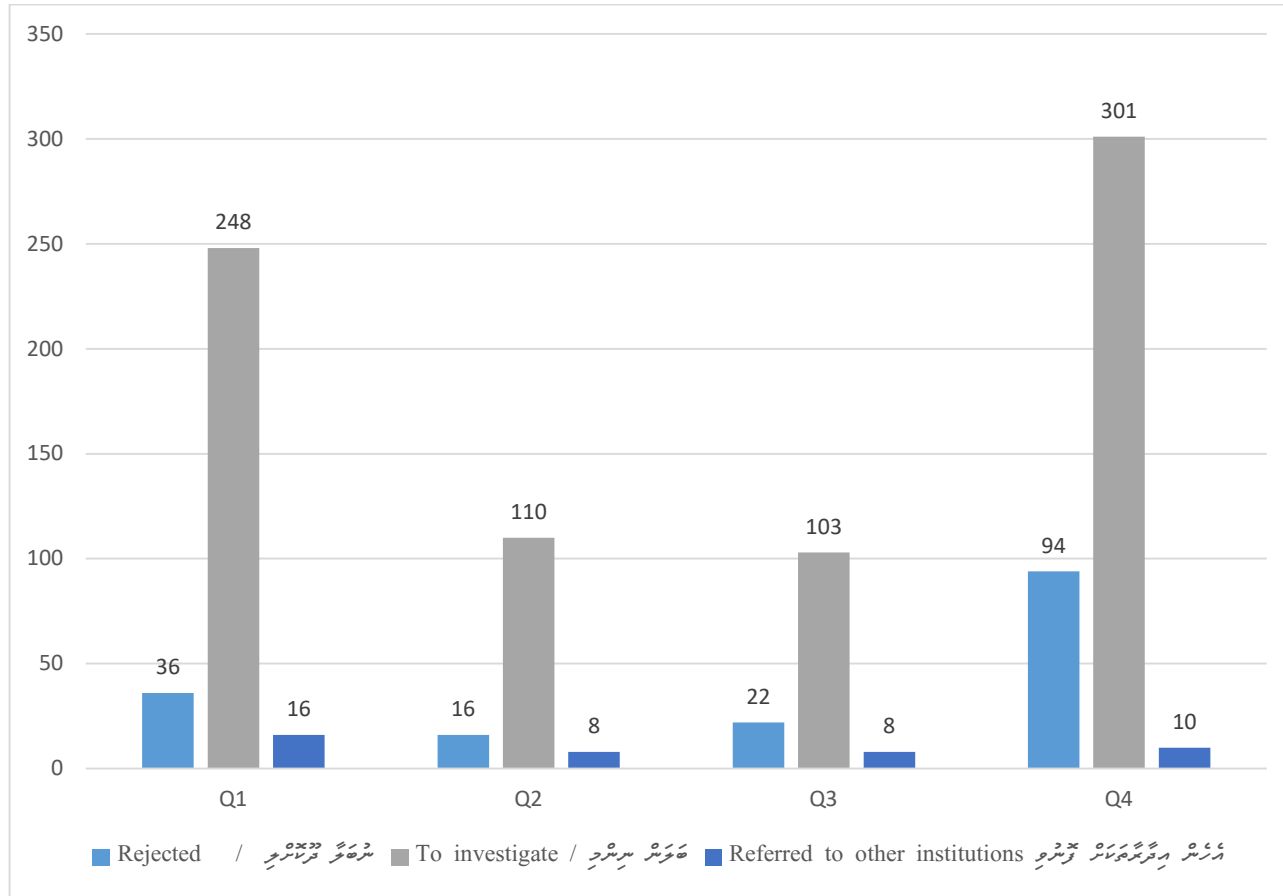


گروہ 23: تاج سہولت نارتی بریڈ سہولتوں کے لئے درخواستیں اور درخواستیں کی تعداد 2018

Table 23: Number of Criminal Records Cleared, 2018

	تعداد	
	Total	
No. of requests via form	2981	بریڈ سہولتوں کے لئے درخواستیں کی تعداد
No. of requests via letters	282	بریڈ سہولتوں کے لئے درخواستیں کی تعداد
Total requests for record clearance	3263	بریڈ سہولتوں کے لئے درخواستیں کی تعداد
No. of records cleared	3263	بریڈ سہولتوں کے لئے درخواستیں کی تعداد
No. of persons who had record(s)	2	بریڈ سہولتوں کے لئے درخواستیں کی تعداد
No. of persons who had no record(s)	3261	بریڈ سہولتوں کے لئے درخواستیں کی تعداد

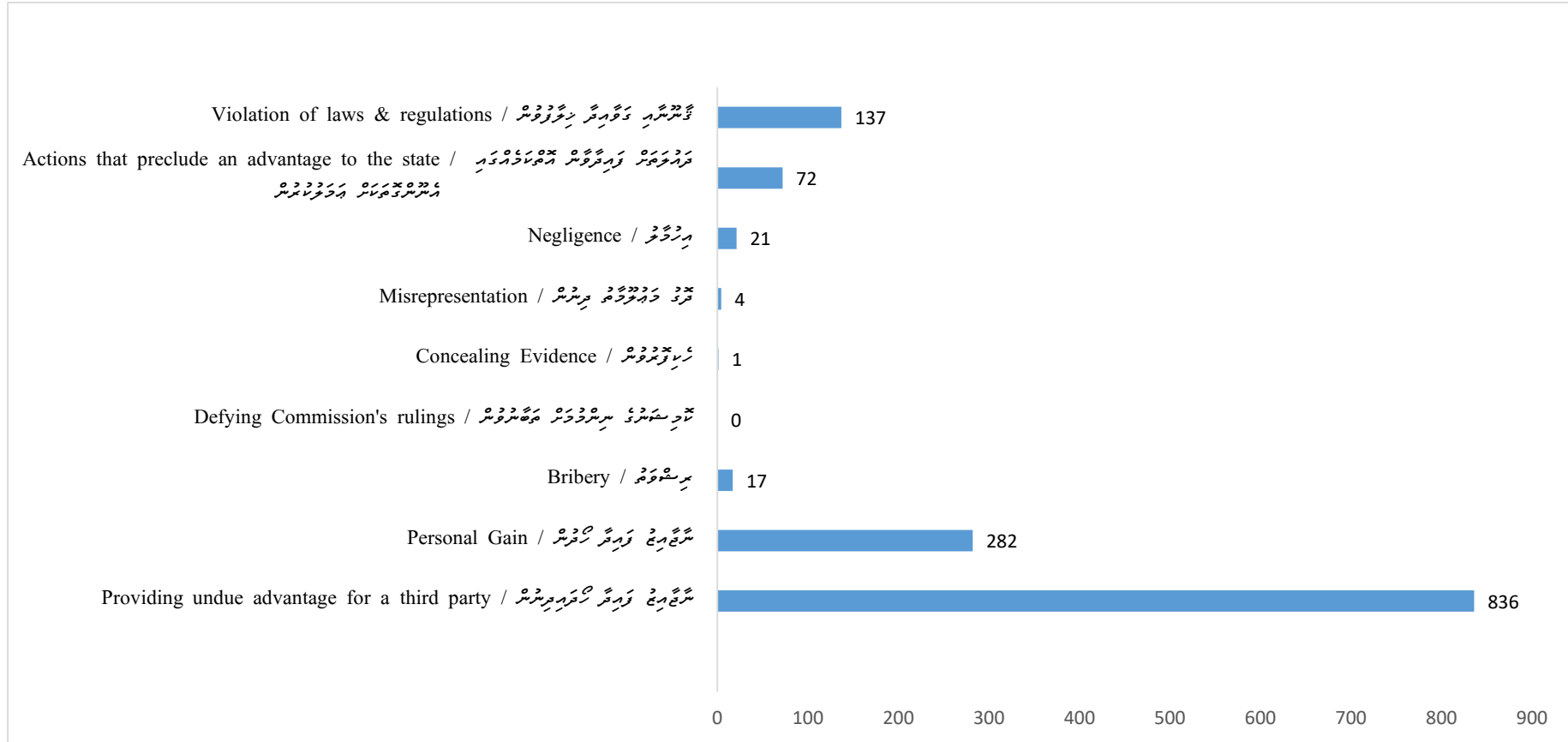
شعبه 1: تعداد پرونده‌های ثبت شده در سال 2018  
 Chart 1: Number of Cases Registered, 2018





شماره 3: تعداد پرونده‌های منتهی به رای در سال 2018

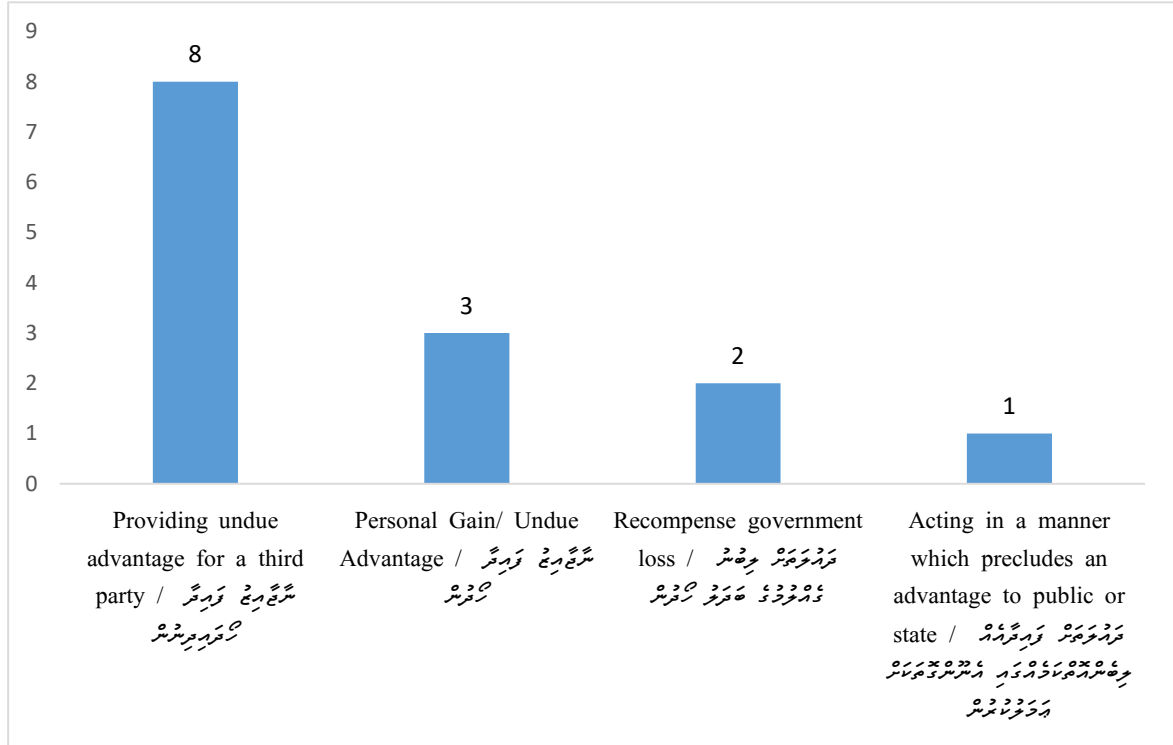
Chart 3: Concluded Cases by Type, 2018



شماره 4: تعداد پرونده‌های ارسال شده به دادستان عمومی و انقلاب در سال 1397

2018

Chart 4: Number of Cases sent to Prosecutor General’s Office by Type, 2018



منبع:

2018 قوه قضائیه جمهوری اسلامی ایران، گزارش عملکرد دستگاه قضا در سال 1397، فصل 7، صفحه 147.

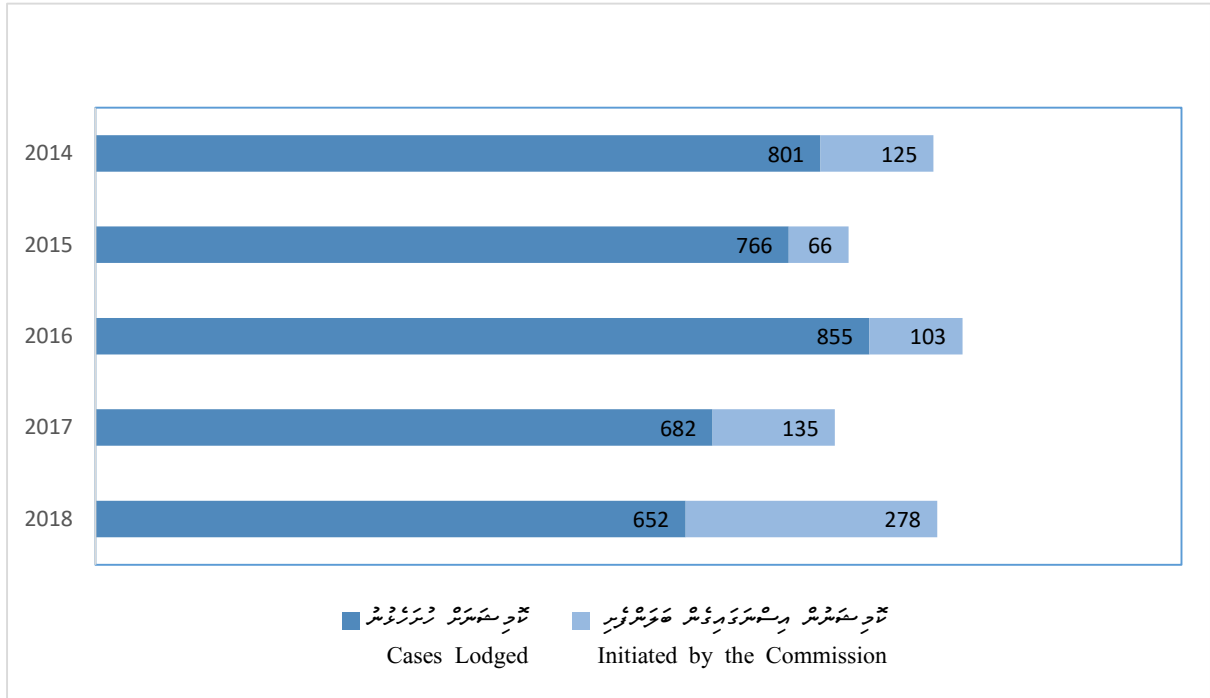
2018 قوه قضائیه جمهوری اسلامی ایران، گزارش عملکرد دستگاه قضا در سال 1397، فصل 7، صفحه 147.

تاریخی طور پر 5 سالہ عرصے میں ہر سال کی

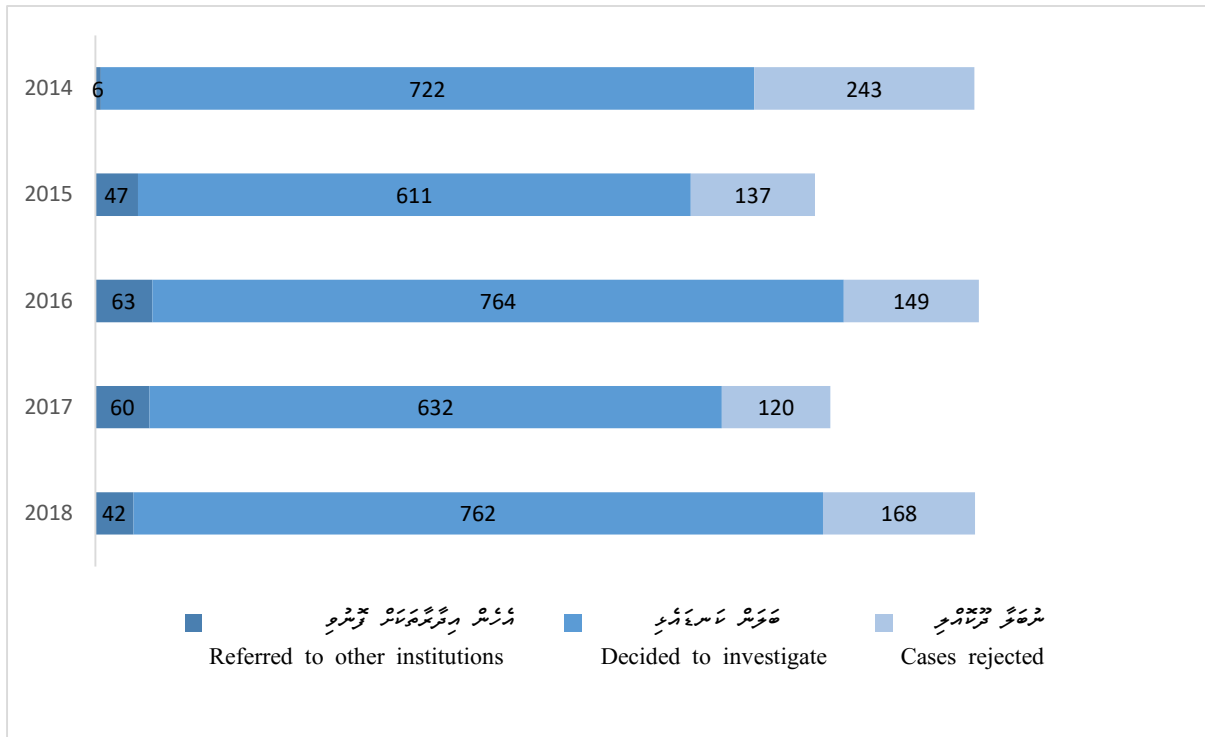
Statistical Comparison of Past Five Years

شکل 5: 2014-2018 میں رجسٹرڈ کیسز کی تعداد

Chart 5: Number of Cases Registered, 2014-2018



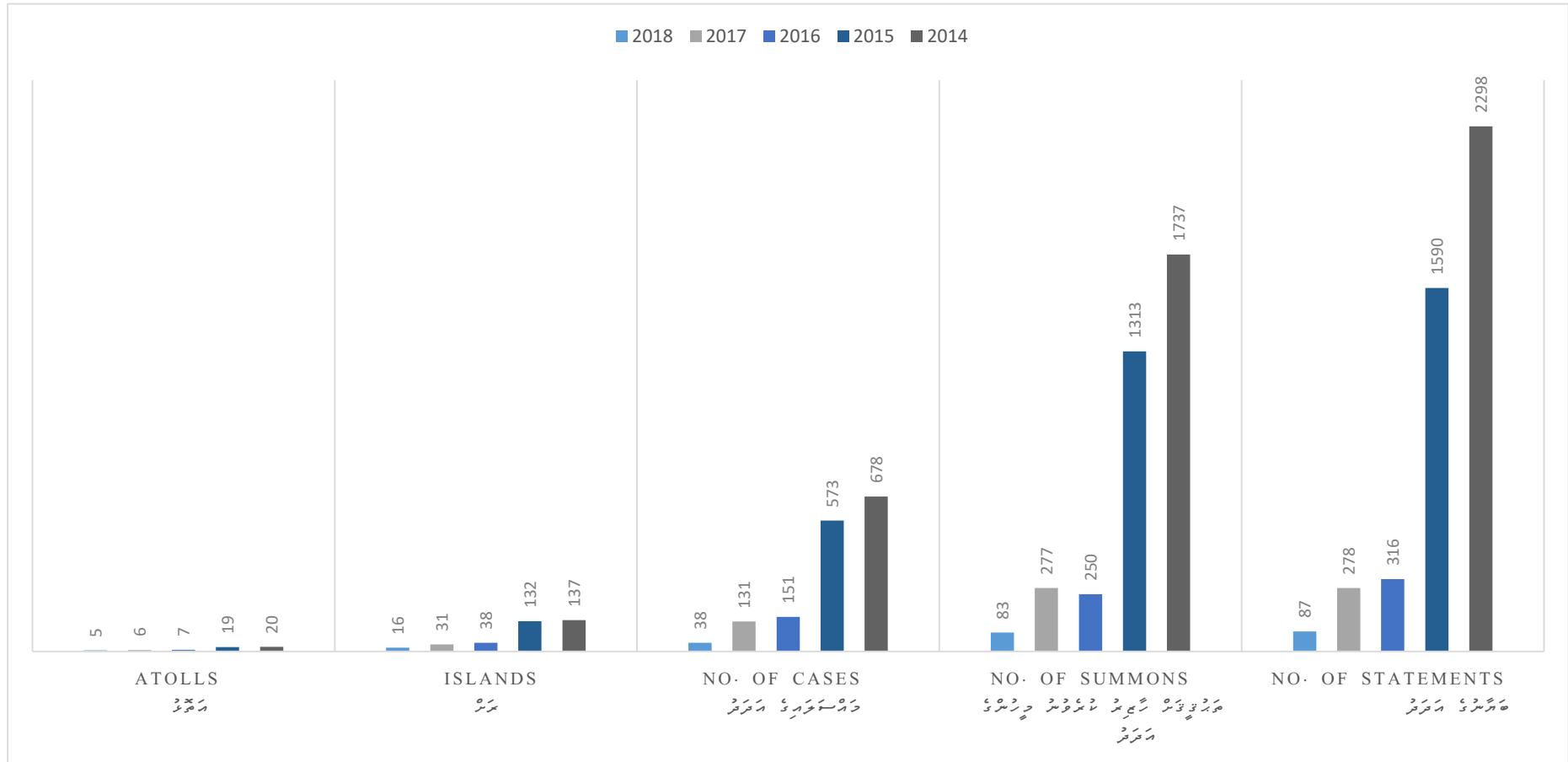
شکوع 6: برقي سولج پر نامزدوں اور سولجوں کی تعداد سے متعلق فی سال، 2014-2018  
 Chart 6: Commission's Decision on Registered Cases, 2014-2018





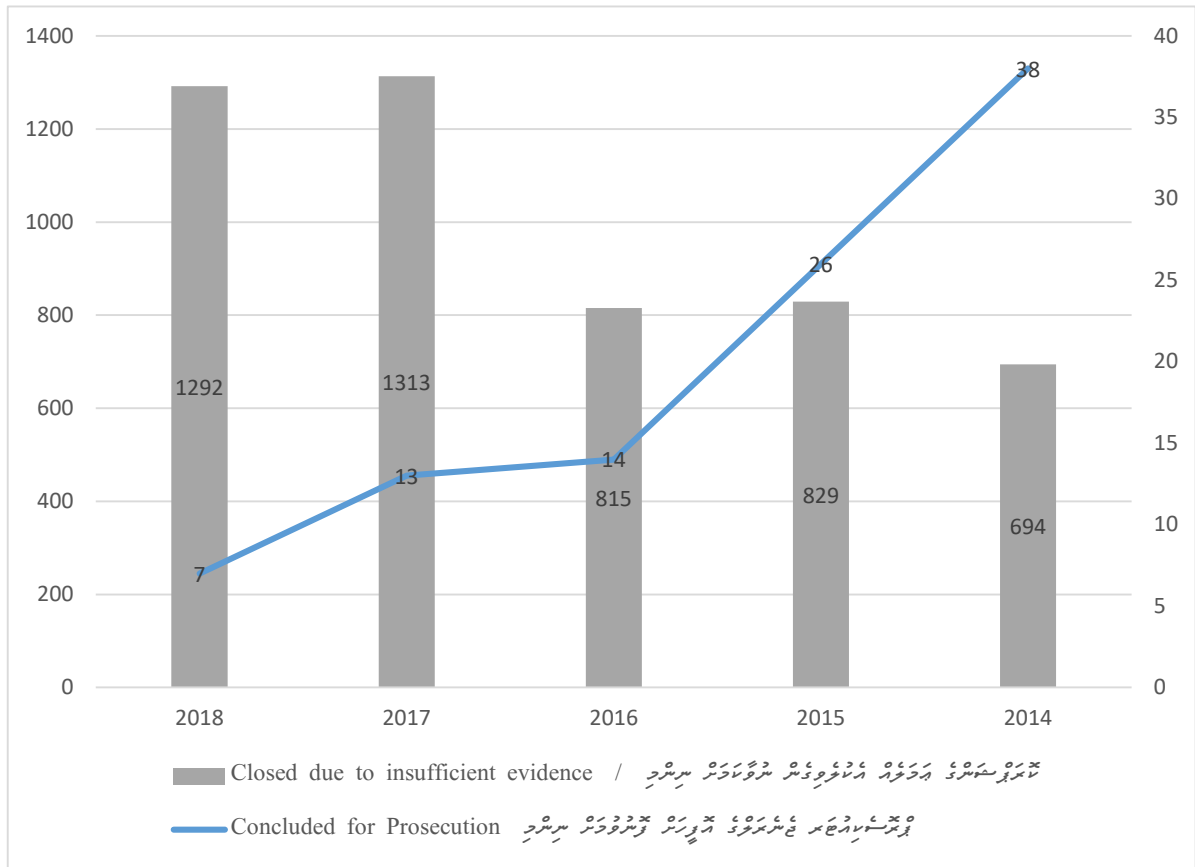
سجے 7: ریفرنڈمیں کیے گئے تحقیقات، 2014-2018

Chart 7: Investigations Conducted in the Atolls, 2014-2018



شماره 8: تعداد تصمیمات اتخاذ شده در مورد پرونده‌های تحقیق شده، 2014-2018

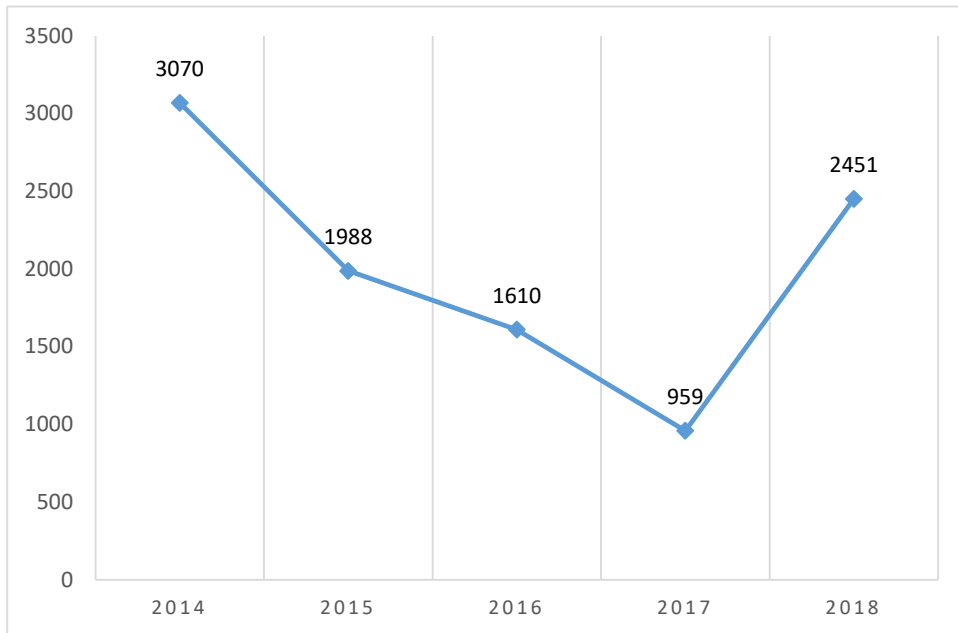
Chart 8: Decisions Taken on Investigated Cases, 2014-2018





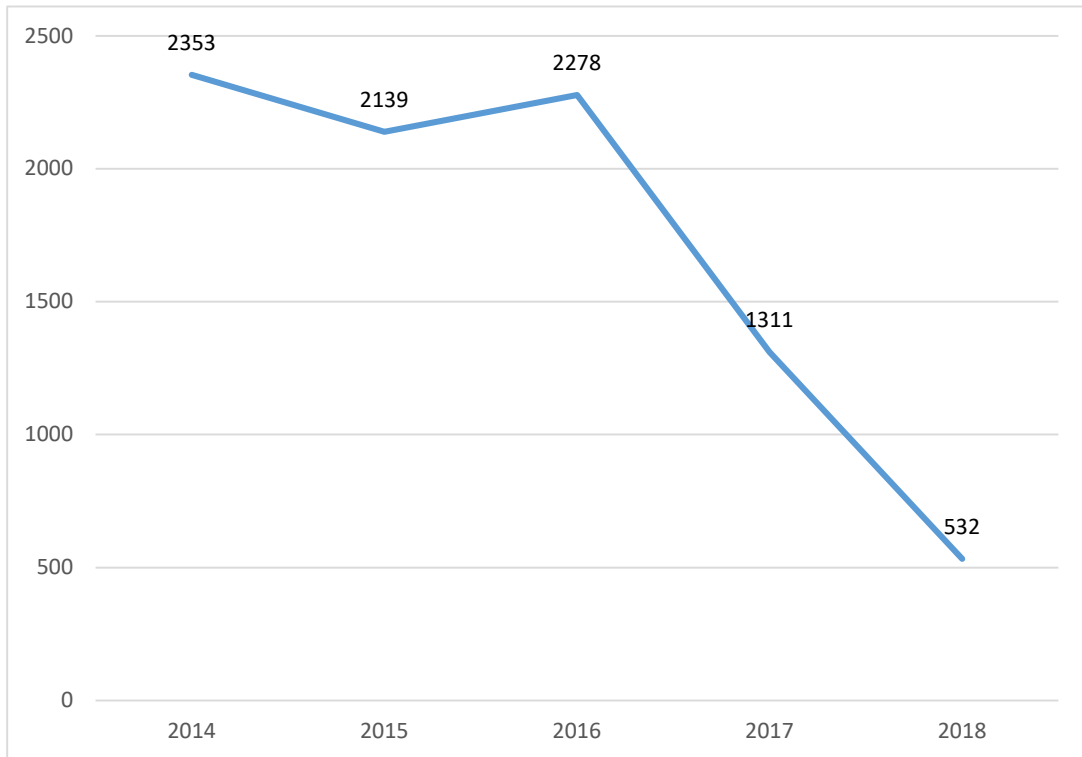
گراف 10: 2014-2018 میں آگاہی سیشنوں میں شرکت کرنے والے افراد کی کل تعداد

**Chart 10: Total Number of Participants in Awareness Sessions, 2014-2018**



گراف 11: 2018-2014 میں درجہ ذمہ داری کے واقعات کی کل تعداد

**Chart 11: Number of Cases Pending, 2014 - 2018**



2. If the case involves an offence of corruption, and the Commission believes that there exists sufficient evidence to prosecute to such cases will be sent to the Prosecutor General's Office;
3. In addition to following, either of the procedures stipulated in Section 25 (a) (1) or Section 25 (a) (2), if the case has originated from a flaw in the management of an institution mentioned in Section 24 of Anti-Corruption Commission Act 2008, then the Commission must provide recommendations to that institution to correct the failing in its management.

According to Section 20 (a) and (b) of Anti-Corruption Commission Act 2008, a meeting of the Commission will be held when a majority of the members of the Commission are present. And any decision of the Commission shall be taken by a majority of votes of the members present and voting.

## THE PROCESS OF DEALING WITH COMPLAINTS

The Commission commences to look into a case in the following manner.

1. A complaint being reported
2. A case initiated by the Commission

Case initiated by the Commission includes:

1. Problems identified from the published news
2. Problems identified from the Audit Reports
3. Problems identified by the Commission members

Lodged complaints are discussed in a Commission members' meeting and decided as one of the following;

1. Cases are dismissed if the lodged complaint does not fit the mandate of the Commission or complaint submitted lacks adequate information to begin an investigation and in cases where the Commission cannot clarify further information due to anonymity of the correspondent.
2. If the case lodged falls under the mandate of another public institution, it is forwarded to the respective institution.
3. If the allegation in the lodged complaint is a corruption offence which needs to be further investigated a probe into the complaint will begin.
4. Conclude the case based on the information collected during the evaluation stage, if the case lodged does not involve offences of corruption.

Upon completion of the inquiry and investigation of a case, an investigation report will be sent to the members meeting, and after a discussion among members regarding the report, the decision will be made as one of the ways stated in the Section 25 (a) of Anti-Corruption Commission Act 2008, which includes;

1. If the case does not involve an offence of corruption, the case is to be closed.

<b>2011</b>	March	Establishment of the Education and Research Section in the Commission
<b>2014</b>	09 September	New members were appointed for the second term
	01 December	Ratification of the first amendment of Prevention and Prohibition of Corruption Act
<b>2015</b>	25 February	Commission renamed Education & Research Section to Prevention Section and divided the Section to Prevntion & Research Unit and Education & Awareness Unit respectively
	March	Maldives was reviewed under Chapter 3 and 4 of UNCAC
	16 July	Maldives Penal Code came into effect and Commission's policies on investigation were revised accordingly
<b>2017</b>	02 July	Criminal Procedure Code came into effect
<b>2018</b>	09 July	The First Amendment (4/2018) brought to Elections General Act (11/2018) mandated the Commission to investigate any case of corruption related Elections

<b>1991</b>	21 April	Establishment of the Anti-Corruption Board (ACB) Appointed Mr. Noonu Thaa Hassan Didi as the First Commissioner of ACB
<b>1993</b>	16 November	Appointed Mr. Abdulla Farooq Hassan as the Second Commissioner of ACB
<b>1995</b>		Prevention work officially included in the Anti-Corruption Board's mandate
<b>2000</b>	31 August	Ratification of the Prevention and Prohibition of Corruption Act 2000
<b>2007</b>	22 March	Maldives accepted the United Nations Convention Against Corruption (UNCAC)
<b>2008</b>	23 September	Anti-Corruption Commission's Bill was passed
	24 September	Ratification of the Anti-Corruption Commission Act 2008
	16 October	Establishment of the Transitional Anti-Corruption Commission
	20 October	Mr. Ali Rasheed Umar appointed as the President of the Commission
<b>2009</b>	09 September	The transition period ended and four new members were appointed to the Commission
	10 September	Mr. Mohamed Shafeeu appointed as the Commission's President
<b>2010</b>	13 October	Mr. Hassan Luthfee appointed as the fifth member of the Commission's first term
	17 October	The President and Vice President resigned and Mr. Hassan Luthfee appointed as the President
	23 December	Publication of the General Regulation of Anti-Corruption Commission



## A GLIMPSE TO THE HISTORY OF THE COMMISSION

The first agency established to combat corruption in the Maldives was a department in the President's Office which came to form from a decree by the President in 1991, known as the Anti-Corruption Board. This Board was legally endorsed on 23 March 1991 with the ratification of the 94th amendment 1/91 to the Official Matters Act 3/68 on the fifth meeting of the first session of People's Majlis 1991.

The initial days of the Board focused mainly on investigative work. However, with the request of the Board to the President's Office via letter (number 64/94/1/C-123, dated 7 August 1994), the Board was mandated to conduct prevention work in 1995.

The Anti-Corruption Commission has been in function since the 16th of October 2008 as per by Article 199(a) of the Constitution of the Maldives enacted in 2008. The Commission was established as an independent institution entrusted to prevent and prohibit corruption in the Maldives.

As a measure to strengthen corruption prevention function, the Commission introduced the Education and Research Section in March 2011. This Section was later renamed to "Prevention Section" in 2015 and was divided into two units; Education and Awareness Unit and Prevention and Research Unit respectively, with separate responsibilities.

The Commission's functions are guided by the Anti-Corruption Commission Act implemented on the 24th of September 2008. This vested the Commission with power to execute prevention and prohibition of Corruption as mandated by the Prevention and Prohibition of Corruption Act 2000. It also requires the Commission to formulate other necessary regulations to uphold the function of the Commission.

Below is the summary of the significant events in chronological order, that shaped the life of the Commission since its birth.

## INTRODUCTION

This book is a compilation of statistical data from the Anti-Corruption Commission for the year 2018. Statistical data in its nature gives a more detailed insight to the condition of any observed phenomenon. Thus, giving an insight to the work of the Commission in the past year, it reveals the progress and reflects on the transparency of the work executed by the Commission. This Statistical Book of 2018 is the 4th publication.

The data for this book was retrieved from all the Sections and Units of the Commission, where source data were recorded and prepared in quantifiable manner in pre-recognized categories. The result of the statistical data shows the extent of work done in the Commission; some with notable success while others need further assistance and effort to improve.

Meanwhile, the most noticeable fact from 2018's Statistics is that the number of decreased cases of investigation and awareness programs conducted in the Atolls due to various limitations. Whilst a notable success story is that the reduced number of pending cases were very high by the end of the year, which reflects the productivity of the limited resources provided to the Commission being used effectively.

The Commission envisions to continue the release of the statistics book annually, informing the general public and government institutions on the extent of work undertaken on that respective year, and such data would be of use in the battle against corruption. Despite all the data are collected and generated manually, the completion of this book reflects the continuous commitment and willingness of the Commission members and its staff. The Commission also appreciates the timely contribution from all public sector institutions for the exchange of any data and information that are used in the preparation of this publication.



## FOREWARD

The Anti-Corruption Commission of Maldives has dutifully undertaken its mandated responsibilities defined by the law and conducted several activities to combat corruption and uphold the integrity of the society. Those numerous efforts have accordingly been disseminated via various means of information transfer methods. However, this Statistics Book is a single source provider of information regarding the outcome of the Commission's work.

The objective of this book to disclose, disseminate information and convey progress and achievements of the Commission's work as accurately as possible to the general public with transparency. Such information provided here can be utilized by any party. Most significantly the statistics used here would be beneficial for scholarly purposes and policy analysis of the corruption situations in the Maldives.

In retrospect, about the performance of the Commission in 2018, the Commission received 652 cases of lodged complaints to which 278 were added as cases initiated by the Commission making the total number of registered cases as 930. In terms of vigilance, the cases initiated by the Commission increased from 135 cases in 2017 to 278 cases in 2018, which is a 106 percent increase in comparison to the number of initiated cases in the previous. Likewise, past year was remarkably significant, as the Commission concentrated on extra efforts to reduce the number of its pending cases to a record level; flaunting an astonishing figure of 532 pending cases in 2018 compared to 1311 pending cases in 2017. This was a constructive success by 147 percent.

Awareness Sessions on corruption prevention has been one of the activities carried out by the Commission sustainably. Continuous efforts in 2018 resulted in reaching out to 20 government institutions, 39 schools, and 13 islands; where 620 persons from Male' and 236 persons from islands were outreached. The school sessions were participated by 1346 students' country wide.

The Commission highly appreciates all the support and cooperation received from various government authorities and non-governmental agencies. The Commission also expresses gratitude to the hard work and commitments of the staff, without which the Commission would not see the success it deems today.

21 April 2019

Anti-Corruption Commission

Table 23: Number of Criminal Records Cleared, 2018.....	27
Chart 1: Number of Cases Registered 2018.....	28
Chart 2: Commission’s Decision on Concluded Cases, 2018 .....	29
Chart 3: Concluded Cases by Type, 2018 .....	30
Chart 4: Number of Cases sent to Prosecutor General’s Office by Type, 2018 .....	31
Statistical Comparison of Past Five Years .....	32
Chart 5: Number of Cases Registered, 2014-2018 .....	33
Chart 6: Commission’s Decision on Registered Cases, 2014-2018 .....	34
Chart 7: Investigations Conducted in the Atolls, 2014-2018 .....	35
Chart 9: Decisions taken on Investigated Cases, 2014-2018 .....	36
Chart 9: Number of Cases sent to Prosecutor General’s Office by Type of Charges, 2014 - 2018 ...	37
Chart 10: Total Number of Participants in Awareness Sessions, 2014-2018.....	38
Chart 11: Number of Cases Pending, 2014 - 2018.....	38

## Contents

FOREWARD .....	1
INTRODUCTION .....	2
A GLIMPSE TO THE HISTORY OF THE COMMISSION .....	3
THE PROCESS OF DEALING WITH COMPLAINTS .....	6
FACT SHEET, 2018 .....	9
Table 1: Status of Registered Cases, 2018 .....	10
Table 2: Cases Registered at the Commission by Type, 2018 .....	11
Table 3: Number of Cases Registered by Locality, 2018 .....	12
Table 4: Number of Cases Registered to the Commission by Addressee, 2018 .....	13
Table 5: Investigations Conducted in Male', 2018 .....	14
Table 6: Investigations Conducted at Atolls, 2018 .....	14
Table 7: Detail of Cases Concluded by the Commission, 2018 .....	15
Table 8: Number of Cases Concluded by Locality, 2018 .....	16
Table 9: Cases Concluded by Type, 2018 .....	17
Table 10: Number of Recommendations by Addressee, 2018 .....	18
Table 11: Number of Cases Sent to Prosecutor General's Office by Type of Charges, 2018 .....	19
<b>Table 12: Type of Offenses sent to Prosecutor General's Office by Gender of Offenders, 2018 .....</b>	<b>20</b>
Table 13: Amount of Monetary Value in the Cases Sent to Prosecutor General's Office, 2018 .....	21
Table 14: Returned Cases from Prosecutor General's Office, 2018 .....	22
Table 15: Number of Recommendations / Approvals by Addressee, 2018 .....	23
Table 16: Corruption Prevention Program for Public Institutions, 2018 .....	24
Table 17: Procurement Sessions Conducted, 2018 .....	24
Table 18: Session on Integrity for Students, 2018 .....	25
Table 19: Session on Integrity for Parents, 2018 .....	25
Table 20: Session on Integrity for Teachers, 2018 .....	25
Table 21: Anti-Corruption Session for General Public, 2018 .....	26
Table 22: Number of Requests for Information under Right to Information Act, 2018 .....	26

**Published by:**

Anti-Corruption Commission  
Second Floor, Huravee Building  
Ameeru Ahmed Magu, Male' 20114  
Maldives.  
Phone: 301 5200 / 301 5257  
Fax: 331 7182  
Email: [info@acc.gov.mv](mailto:info@acc.gov.mv)  
Website: [www.acc.gov.mv](http://www.acc.gov.mv)

**Approved by:**

Members meeting (AM\_YNO-35) on 17<sup>th</sup> April 2018

© Anti-Corruption Commission, April 2019

No use of this publication may be made for sale or any other commercial purpose. This publication may be produced in whole or in part in any form for education or non-profit uses, without special permission from the holder of copyright, provided the source is clearly acknowledged.



**ANTI-CORRUPTION COMMISSION**

# **Statistics -2018**

**Anti-Corruption Commission**

Male', Maldives












ANTI-CORRUPTION COMMISSION

# STATISTICS

2018



ANTI-CORRUPTION COMMISSION  
MALE', MALDIVES