



2019 مَدَرَسَاتِ



وزارت تعلیم - سندھ
دہلی، مَدَرَسَاتِ



مَجْلَدُ السَّنَةِ ٢٠١٩

2019

رئيس اللجنة - الدكتور محمد بن عبد الوهاب

د. محمد بن عبد الوهاب

မန္တလေးမြို့နယ်

အစိုးရ-အခမဲ့အခမဲ့အခမဲ့အခမဲ့
02 နံပါတ် နံပါတ် နံပါတ် နံပါတ်
အစိုးရအခမဲ့အခမဲ့အခမဲ့အခမဲ့ 20114
အစိုးရအခမဲ့အခမဲ့အခမဲ့အခမဲ့

နံပါတ်: 3015257 / 3015200 နံပါတ်: 3317182

အီး-မေးလ်: info@acc.gov.mv

ဝက်ဘ်ဆိုက်: www.acc.gov.mv

အစိုးရအခမဲ့အခမဲ့အခမဲ့အခမဲ့

အစိုးရအခမဲ့အခမဲ့အခမဲ့အခမဲ့
အစိုးရအခမဲ့အခမဲ့အခမဲ့အခမဲ့

အစိုးရအခမဲ့အခမဲ့အခမဲ့အခမဲ့

အစိုးရအခမဲ့အခမဲ့အခမဲ့အခမဲ့
အစိုးရအခမဲ့အခမဲ့အခမဲ့အခမဲ့

အစိုးရအခမဲ့အခမဲ့အခမဲ့အခမဲ့

အစိုးရအခမဲ့အခမဲ့အခမဲ့အခမဲ့

အစိုးရအခမဲ့အခမဲ့အခမဲ့အခမဲ့ (အစိုးရအခမဲ့အခမဲ့အခမဲ့အခမဲ့) YNO: AM-2020/31
15.03.2020 (2020 ခုနှစ်) အစိုးရအခမဲ့အခမဲ့အခမဲ့အခမဲ့

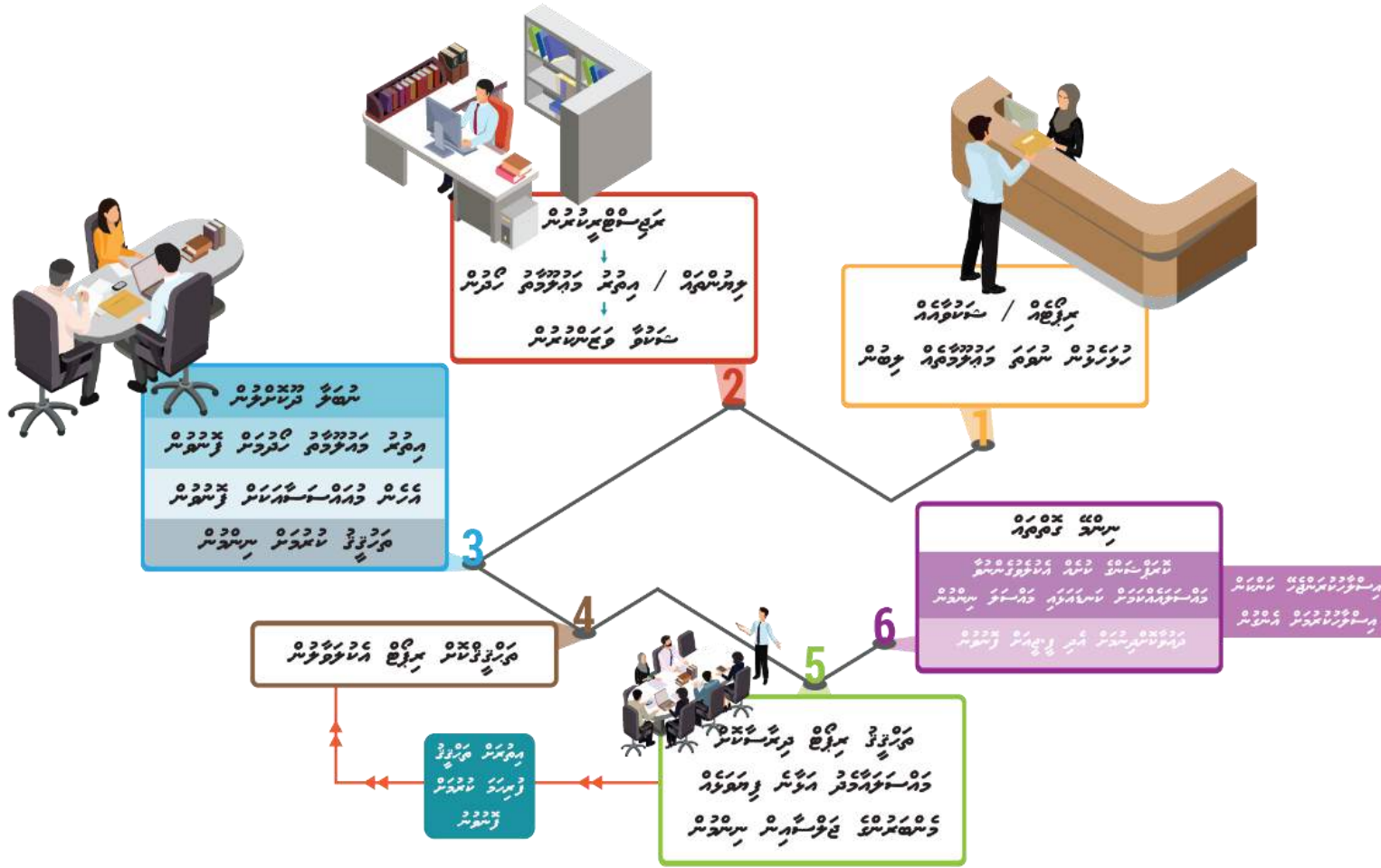
အစိုးရအခမဲ့အခမဲ့အခမဲ့အခမဲ့

© အစိုးရအခမဲ့အခမဲ့အခမဲ့အခမဲ့ 2020

အစိုးရအခမဲ့အခမဲ့အခမဲ့အခမဲ့ အစိုးရအခမဲ့အခမဲ့အခမဲ့အခမဲ့ အစိုးရအခမဲ့အခမဲ့အခမဲ့အခမဲ့
အစိုးရအခမဲ့အခမဲ့အခမဲ့အခမဲ့ အစိုးရအခမဲ့အခမဲ့အခမဲ့အခမဲ့ အစိုးရအခမဲ့အခမဲ့အခမဲ့အခမဲ့

- 32 1: مَجْلَدٌ فِي تَارِيخِ دَوْلَةِ سَلْجُوقِ دَوْلَتِ سَلْجُوقِ، 2019.
- 33 2: دَوْلَتِ سَلْجُوقِ سِرْمَتِ دَوْلَتِ سَلْجُوقِ، 2019.
- 34 3: تَارِيخِ سَلْجُوقِ فِي تَارِيخِ سَلْجُوقِ دَوْلَتِ سَلْجُوقِ، 2019.
- 35 4: مَجْلَدٌ فِي تَارِيخِ سَلْجُوقِ دَوْلَتِ سَلْجُوقِ دَوْلَتِ سَلْجُوقِ دَوْلَتِ سَلْجُوقِ، 2019.
- 36 5: دَوْلَتِ سَلْجُوقِ دَوْلَتِ سَلْجُوقِ دَوْلَتِ سَلْجُوقِ.
- 37 5: مَجْلَدٌ فِي تَارِيخِ دَوْلَتِ سَلْجُوقِ دَوْلَتِ سَلْجُوقِ، 2019-2015.
- 38 6: مَجْلَدٌ فِي تَارِيخِ دَوْلَتِ سَلْجُوقِ دَوْلَتِ سَلْجُوقِ سَلْجُوقِ، 2019-2015.
- 39 7: دَوْلَتِ سَلْجُوقِ دَوْلَتِ سَلْجُوقِ، 2019-2015.
- 40 8: مَجْلَدٌ فِي تَارِيخِ سَلْجُوقِ دَوْلَتِ سَلْجُوقِ دَوْلَتِ سَلْجُوقِ دَوْلَتِ سَلْجُوقِ، 2019-2015.
- 41 9: مَجْلَدٌ فِي تَارِيخِ سَلْجُوقِ دَوْلَتِ سَلْجُوقِ دَوْلَتِ سَلْجُوقِ، 2019-2015.

تدريسيون و تدريسيات و تدريسيات و تدريسيات و تدريسيات



2019 وَاِسْرَ رَاِزِمِي مَوْتَسَوِي مَوْتَسَوِي

Statistical Details of 2019

2019 : 1: مَكْرِي سَوَجِي نَائِي دَرَسَوَتِي دَرَسَوَتِي، 2019

Table 1: Registered Cases

	Initiated by the Commission تَاوِي سَوَجِي نَائِي دَرَسَوَتِي دَرَسَوَتِي		From other Institutions تَرْتَرِي سَوَجِي نَائِي دَرَسَوَتِي دَرَسَوَتِي		Lodged by Individuals رَدِي رَوِي سَوَجِي نَائِي دَرَسَوَتِي دَرَسَوَتِي		
	Registered مَكْرِي سَوَجِي نَائِي دَرَسَوَتِي	Concluded مَكْرِي سَوَجِي نَائِي دَرَسَوَتِي	Registered مَكْرِي سَوَجِي نَائِي دَرَسَوَتِي	Concluded مَكْرِي سَوَجِي نَائِي دَرَسَوَتِي	Registered مَكْرِي سَوَجِي نَائِي دَرَسَوَتِي	Concluded مَكْرِي سَوَجِي نَائِي دَرَسَوَتِي	
January	7	23	5	2	46	51	تَاوِي سَوَجِي نَائِي دَرَسَوَتِي
February	5	11	5	10	111	41	تَرْتَرِي سَوَجِي نَائِي دَرَسَوَتِي دَرَسَوَتِي
March	7	1	7	2	94	16	رَدِي سَوَجِي نَائِي دَرَسَوَتِي
April	6	11	2	5	70	54	رَدِي سَوَجِي نَائِي دَرَسَوَتِي
May	1	15	1	5	69	64	رَدِي
June	2	7	2	1	106	36	رَدِي
July	29	12	5	6	131	88	تَاوِي سَوَجِي نَائِي دَرَسَوَتِي
August	16	4	4	1	70	37	رَدِي سَوَجِي نَائِي دَرَسَوَتِي
September	16	27	1	0	99	2	سَوَجِي نَائِي دَرَسَوَتِي دَرَسَوَتِي
October	47	2	21	0	132	59	رَدِي سَوَجِي نَائِي دَرَسَوَتِي
November	14	1	6	0	89	14	سَوَجِي نَائِي دَرَسَوَتِي دَرَسَوَتِي
December	43	9	19	6	109	87	رَدِي سَوَجِي نَائِي دَرَسَوَتِي
TOTAL	193	123	78	38	1126	549	تَاوِي سَوَجِي نَائِي دَرَسَوَتِي

❖ نَتِي: 2019 وَسَر رَرَتِي سَوَجِي نَائِي دَرَسَوَتِي دَرَسَوَتِي مَكْرِي سَوَجِي نَائِي دَرَسَوَتِي دَرَسَوَتِي 1397 دَرَسَوَتِي دَرَسَوَتِي. تَاوِي سَوَجِي نَائِي دَرَسَوَتِي دَرَسَوَتِي رَدِي سَوَجِي نَائِي دَرَسَوَتِي دَرَسَوَتِي سَوَجِي نَائِي دَرَسَوَتِي دَرَسَوَتِي 193 دَرَسَوَتِي دَرَسَوَتِي مَكْرِي سَوَجِي نَائِي دَرَسَوَتِي دَرَسَوَتِي، تَرْتَرِي سَوَجِي نَائِي دَرَسَوَتِي دَرَسَوَتِي 78 دَرَسَوَتِي دَرَسَوَتِي وَسَر دَرَسَوَتِي سَوَجِي نَائِي دَرَسَوَتِي دَرَسَوَتِي مَكْرِي سَوَجِي نَائِي دَرَسَوَتِي دَرَسَوَتِي.

❖ Note: A total of 1397 cases were registered in the year 2019. This includes 193 cases initiated by the commission and 78 cases registered from other institutions.

شماره 2: برحسب نوع ثبت شده در سال 2019

Table 2: Cases Registered by Type, 2019

	Recruitment تعيين		Procurement توريد		Land ارض		Land Leasing اجاره ارض		Island Leasing اجاره جزيره		License and Permits ايزنهايه و اجازتها		Trainings and Scholarships تربيه و بورسهايه		Loan Schemes تسهيلات		Elections and Campaigns انتخابات و کمپاينها		Salary and incentives حقوق و پاداشها		Utilizing public assets and finances استفاده از اموال و ماليات دولتي		Others سوا	
	Registered ثبت شده	Concluded پايان يافته	Registered ثبت شده	Concluded پايان يافته	Registered ثبت شده	Concluded پايان يافته	Registered ثبت شده	Concluded پايان يافته	Registered ثبت شده	Concluded پايان يافته	Registered ثبت شده	Concluded پايان يافته	Registered ثبت شده	Concluded پايان يافته	Registered ثبت شده	Concluded پايان يافته	Registered ثبت شده	Concluded پايان يافته	Registered ثبت شده	Concluded پايان يافته	Registered ثبت شده	Concluded پايان يافته	Registered ثبت شده	Concluded پايان يافته
January	11	11	25	25	3	7	2	7	1	1	0	1	0	0	0	0	1	0	0	1	3	6	12	17
February	18	10	47	31	2	1	3	2	1	0	3	0	1	0	0	0	4	2	2	0	9	3	31	13
March	19	2	39	12	16	0	5	1	1	0	2	0	0	1	0	0	8	0	1	0	3	1	14	2
April	16	10	29	21	4	7	6	5	1	1	0	1	0	0	0	0	7	9	2	0	1	4	12	12
May	15	7	26	42	6	7	5	7	0	0	2	0	1	0	0	0	0	1	6	1	0	7	10	12
June	20	7	39	20	7	3	13	3	0	0	1	0	4	0	0	0	1	6	3	1	4	2	18	2
July	27	15	63	54	8	5	14	7	0	0	6	4	0	0	0	0	1	2	4	1	8	4	34	14
August	13	10	42	16	6	3	7	3	2	1	3	1	1	0	0	0	0	0	2	3	2	2	12	3
September	23	3	52	13	6	1	10	4	1	0	4	0	2	3	0	0	0	0	2	1	4	1	12	3
October	22	11	85	27	15	4	18	3	3	0	7	0	1	1	0	0	2	0	2	3	7	4	38	8
November	22	3	37	7	7	1	6	0	0	0	2	0	2	0	0	0	0	0	1	0	6	2	26	2
December	29	23	64	52	9	6	8	7	2	0	5	2	0	1	3	0	1	0	8	1	11	4	31	6
TOTAL	235	112	548	320	89	45	97	49	12	3	35	9	12	6	3	0	25	20	33	12	58	40	250	94

Table 3: Number of Cases Registered by Locality, 2019

Table 3: Number of Cases Registered by Locality, 2019

Locality	Total	Rejected	To investigate	Referred to other institutions	Concluded	Open
Republic	1397	160	1279	53	712	685
Male'	592	75	533	15	313	279
Atolls	805	85	746	38	399	406
North Thiladhunmathi (HA)	56	3	45	4	32	24
South Thiladhunmathi (HDh)	44	2	43	1	25	19
North Miladhunmadulu (Sh)	37	3	36	2	16	21
South Miladhunmadulu (N)	35	2	35	6	23	12
North Maalhosmadulu (R)	40	5	42	7	22	18
South Maalhosamadulu (B)	39	4	38	0	19	20
Faadhippolhu (Lh)	24	1	22	1	19	5
Kaafu Atoll (K)	58	3	70	3	11	47
North Ari Atoll (AA)	16	3	16	0	8	8
South Ari Atoll (ADh)	79	28	47	2	29	50
Felidhu Atoll (V)	26	1	20	5	12	14
Mulakatholhu (M)	11	1	15	0	5	6
North Nilandhe Atoll (F)	15	1	15	2	7	8
South Nilandhe Atoll (Dh)	13	4	8	0	6	7
Kolhumadulu (Th)	34	2	31	1	17	17
Hadhunmathi (L)	65	5	63	2	35	30
North Huvadhu Atoll (GA)	53	2	56	0	38	15
South Huvadhu Atoll (GDh)	61	4	57	1	33	24
Fuvahmulah (Gn)	38	2	34	0	15	23
Addu Atoll (S)	31	8	47	1	26	21
Not Stated	1	1	6	0	1	6

Note: Some of the concluded cases involve more than one atoll.

Note: Some of the concluded cases involve more than one atoll.

ගණක 4: පිලිපිටියේ පිලිපිටියේ පිලිපිටියේ පිලිපිටියේ, 2019

Table 4: Cases Registered by Addressee, 2019

Institutions	පිලිපිටියේ	පිලිපිටියේ	පිලිපිටියේ	පිලිපිටියේ	එකතුව	පිලිපිටියේ
	Q1	Q2	Q3	Q4		
Total	287	259	371	480	1397	එකතුව
The President's Office	0	3	1	3	7	ප්‍රධානියාගේ කාර්යාලය
Peoples Majlis	0	0	1	2	3	ජනතා මන්දිරය
Judiciary	6	6	4	6	22	නීතිපතිවරයාගේ කාර්යාලය
Ministry of Education	40	31	34	39	144	විද්‍යා මන්දිරය
Ministry of Health	8	18	33	42	101	සෞඛ්‍ය මන්දිරය
Ministry of Home Affairs	3	5	6	14	28	ආදායම් මන්දිරය
Ministry of Environment and Energy	0	1	3	6	10	පරිසර සහ ශක්ති මන්දිරය
Ministry of Transport and Communication	0	2	0	18	20	වාහන සහ සන්නිවේදන මන්දිරය
Ministry of Economic Development	0	1	4	6	11	ආර්ථික සංවර්ධන මන්දිරය
Ministry of Defence and National Security	0	0	0	16	16	රජයේ සේවයේ සහ ජාතික සුරැකුමේ මන්දිරය
Ministry of Finance and Treasury	0	0	0	17	17	මුදල් සහ මුදා හැරීමේ මන්දිරය
Ministry of Fisheries and Agriculture	2	0	3	4	9	මත්ස්‍ය සහ කෘෂි මන්දිරය
Ministry of Tourism	4	1	1	5	11	භෞතික මන්දිරය
Ministry of Islamic Affairs	0	6	5	11	22	ඉස්ලාමයේ මන්දිරය
Ministry of Foreign Affairs	1	0	5	2	8	විදේශ මන්දිරය
Ministry of Housing and Urban Development	4	5	3	6	18	නිවෙස් සහ නගර සංවර්ධන මන්දිරය
Ministry of National Planning and Infrastructure	3	1	0	4	8	ජාතික සැලසුම් සහ පහසුකම් මන්දිරය
Ministry of Youth, Sports and Community Empowerment	2	1	3	4	10	වයස අවුරුදු, ක්‍රීඩා සහ ප්‍රජා ශක්තිමත් කිරීමේ මන්දිරය
Ministry of Communication, Science and Technology	0	0	3	1	4	සන්නිවේදන, විද්‍යා සහ තාක්ෂණ මන්දිරය
Ministry of Arts, Heritage and Culture	2	0	2	2	6	කලා, උරුම සහ සංස්කෘතියේ මන්දිරය
Ministry of Defence	1	1	4	0	6	රජයේ සේවයේ මන්දිරය
Ministry of Transport and Civil Aviation	3	0	8	0	11	වාහන සහ නිවැරදි ගමන් මන්දිරය
Ministry of Finance	5	4	13	0	22	මුදල් සහ මුදා හැරීමේ මන්දිරය
Min. of Gender Family and Social Service	3	1	2	3	9	වයස අවුරුදු, පවුල සහ සමාජ සේවයේ මන්දිරය
Attorney General's Office	1	1	0	3	5	නීතිපතිවරයාගේ කාර්යාලය
Independent Commissions	16	19	14	25	74	ස්වාධීන කමිෂන්වරුන්ගේ කාර්යාලය
City Councils	8	7	15	20	50	නගර සභා
Atoll Councils	4	3	1	16	24	දූප සභා
Island Councils	101	73	111	97	382	දූප සභා
Public Companies	53	61	85	95	294	ජනතා සේවකරුවන්ගේ සමාගම්
Associations	0	0	0	0	0	සංගම්
Cooperative Societies	0	0	0	1	1	සහයකරුවන්ගේ සමාගම්
Political Parties	2	0	0	0	2	නීතිපතිවරයාගේ කාර්යාලය
Others	15	8	7	12	42	වෙනත්

گورنمنٹ آف پنجاب، 2019: 5: ڈیٹیلز آف انورسٹی گورنمنٹ آف پنجاب، 2019

Table 5: Investigations Conducted in Male, 2019

Details	گورنمنٹ آف پنجاب	
	Total	
Offices/Institutions	391	ڈیٹیلز آف انورسٹی گورنمنٹ آف پنجاب
Investigation Teams	149	گورنمنٹ آف پنجاب، ڈیٹیلز آف انورسٹی گورنمنٹ آف پنجاب
No. of Cases	587	ڈیٹیلز آف انورسٹی گورنمنٹ آف پنجاب
No. Field Visits	1021	ڈیٹیلز آف انورسٹی گورنمنٹ آف پنجاب، ڈیٹیلز آف انورسٹی گورنمنٹ آف پنجاب
No. of summons	336	گورنمنٹ آف پنجاب، ڈیٹیلز آف انورسٹی گورنمنٹ آف پنجاب
Summoned via a warrant	26	ڈیٹیلز آف انورسٹی گورنمنٹ آف پنجاب، ڈیٹیلز آف انورسٹی گورنمنٹ آف پنجاب
Summoned via Phone	300	ڈیٹیلز آف انورسٹی گورنمنٹ آف پنجاب، ڈیٹیلز آف انورسٹی گورنمنٹ آف پنجاب
Summoned via a Court Order	0	ڈیٹیلز آف انورسٹی گورنمنٹ آف پنجاب، ڈیٹیلز آف انورسٹی گورنمنٹ آف پنجاب
No. of Suspects Summoned	91	ڈیٹیلز آف انورسٹی گورنمنٹ آف پنجاب، ڈیٹیلز آف انورسٹی گورنمنٹ آف پنجاب
Summoned for information clarification	245	ڈیٹیلز آف انورسٹی گورنمنٹ آف پنجاب، ڈیٹیلز آف انورسٹی گورنمنٹ آف پنجاب
No. of Statements	371	ڈیٹیلز آف انورسٹی گورنمنٹ آف پنجاب

Table 7: Details of Cases Concluded, 2019

Table 7: Details of Cases Concluded, 2019

Details	2019	
	Total	Details
No. of cases concluded after a preliminary evaluation	518	518
No. of cases concluded after an investigation	192	192
Concluded to send to PG Office	3	3
Dismissed due to insufficient evidence	708	708

Note: A total of 710 cases were concluded in the year 2019. This includes 518 cases concluded at the preliminary evaluation stage and 192 cases concluded after investigations, with 129 cases concluded for recommendations to be given to the relevant institutions.

گھوٹو 9: سہسہ دہائی کے گھوٹو، 2019

Table 9: Concluded Cases by Type, 2019

Type	تعمیر	گھوٹو
	Total	
Total	710	تعمیر
Providing undue advantage for a third party	269	سہسہ دہائی کے گھوٹو
Personal Gain	82	سہسہ دہائی کے گھوٹو
Bribery	19	سہسہ دہائی کے گھوٹو
Defying Commission's rulings	2	تعمیر کے گھوٹو
Concealing Evidence	0	سہسہ دہائی کے گھوٹو
Misrepresentation	1	تعمیر کے گھوٹو
Negligence	6	سہسہ دہائی کے گھوٹو
Actions that preclude an advantage to the state	14	تعمیر کے گھوٹو
Violation of laws & regulations	317	تعمیر کے گھوٹو

گروہ 13.1: مجسٹریٹری عدالتوں میں بھیجے گئے کیسوں کی مجموعی قدرتی قیمتوں کی تفصیلات، 2019

Table 13.1: Monetary Value in the cases sent to Prosecutor General’s Office, 2019

	مجموعی	
	Total	
Cases sent to PG which comprise a monetary value	1	مجسٹریٹری عدالتوں کی قدرتی قیمتوں کی تفصیلات (مجموعی)
Monetary value in the cases sent to PG Office	3,646,500.00	مجسٹریٹری عدالتوں کی قدرتی قیمتوں کی تفصیلات
Monetary value claims to be recovered by State	0	مجسٹریٹری عدالتوں کی قدرتی قیمتوں کی تفصیلات کی بازیابی کے لیے مندرجہ ذیل کی رقمیں

نوٹ: 2019 میں 03 کیسوں کی تفصیلات کی جانچ پڑتال کے لیے کیسوں کی تفصیلات کی جانچ پڑتال کے لیے، ان کی قدرتی قیمتوں کی تفصیلات کی جانچ پڑتال کے لیے 01 کیسوں کی تفصیلات کی جانچ پڑتال کے لیے

Note: Among the 03 cases sent for prosecution, only 01 case involves monetary value. The amount of monetary value to be recovered by the state is decided after prosecution.

2019 14: ޖަލީލް ޖެނެރަލް ޕްރޮސެކިއުޓަރުގެ އޮފީހުން ފޮނުވާލެވިފައިވާ ދަރިކަލާމުތައް، 2019

Table 14: Returned Cases from Prosecutor General’s Office, 2019

	1 ވަނަ ތަރުވަ	2 ވަނަ ތަރުވަ	3 ވަނަ ތަރުވަ	4 ވަނަ ތަރުވަ	މުޅި އަދަދު	
	Q1	Q2	Q3	Q4	Total	
No. of Cases returned	6	3	3	5	17	ދަރިކަލާމުތައް ފޮނުވާލެވިފައިވާ ދަންނަވާލު
For further investigation	1	0	2	0	3	އިތުރު ތަޢުލީމު ދޭ ތަޢުލީމު
Insufficient evidence to prosecute	1	0	0	0	1	ޖެނެރަލް ޕްރޮސެކިއުޓަރުގެ އޮފީހުން ފޮނުވާލެވިފައިވާ ދަރިކަލާމުތައް ފޮނުވާލެވިފައިވާ ތަޢުލީމު ފަސޭހަ ނުވާ ސަބަބުން
For further clarification/document collection	1	0	0	0	1	އިތުރު ތަޢުލީމު ދޭ ތަޢުލީމު ފޯމުގެ ތެރެއިން ފޮނުވާލެވިފައިވާ ދަރިކަލާމުތައް
Lack of public interest to prosecute	2	1	1	3	7	ޖެނެރަލް ޕްރޮސެކިއުޓަރުގެ އޮފީހުން ފޮނުވާލެވިފައިވާ ދަރިކަލާމުތައް ފޮނުވާލެވިފައިވާ ސަބަބުން
Recommended for administrative action	0	0	0	0	0	އިތުރު ތަޢުލީމު ދޭ ތަޢުލީމު ފޯމުގެ ތެރެއިން ފޮނުވާލެވިފައިވާ ދަރިކަލާމުތައް
Lack of criminal standard of proof/lack of criminal evidence	0	0	0	0	0	ޖެނެރަލް ޕްރޮސެކިއުޓަރުގެ އޮފީހުން ފޮނުވާލެވިފައިވާ ދަރިކަލާމުތައް ފޮނުވާލެވިފައިވާ ސަބަބުން
Due to limitations to prosecute	0	2	0	0	2	ޖެނެރަލް ޕްރޮސެކިއުޓަރުގެ އޮފީހުން ފޮނުވާލެވިފައިވާ ދަރިކަލާމުތައް ފޮނުވާލެވިފައިވާ ސަބަބުން
To conclude under the second chance program	0	0	0	0	0	އިތުރު ތަޢުލީމު ދޭ ތަޢުލީމު ފޯމުގެ ތެރެއިން ފޮނުވާލެވިފައިވާ ދަރިކަލާމުތައް
To recover the due/ compensatory amount	0	0	0	1	1	ޖެނެރަލް ޕްރޮސެކިއުޓަރުގެ އޮފީހުން ފޮނުވާލެވިފައިވާ ދަރިކަލާމުތައް ފޮނުވާލެވިފައިވާ ސަބަބުން
To send to Maldives Police Service	0	0	0	0	0	ދަރިކަލާމުތައް ފޮނުވާލެވިފައިވާ ސަބަބުން ފޮނުވާލެވިފައިވާ ދަރިކަލާމުތައް
Others	1	0	0	1	2	ފަސޭހަ ނުވާ ސަބަބުން ފޮނުވާލެވިފައިވާ ދަރިކަލާމުތައް (މި ޖެނެރަލް ޕްރޮސެކިއުޓަރުގެ އޮފީހުން ފޮނުވާލެވިފައިވާ ދަރިކަލާމުތައް)

Table 15: Number of Recommendations/ Approvals Requested by Addressee, 2019

Office / Institution	ڊيٽا ڏيکارڻ واري ٽيبل Requests due to regulatory	ڊيٽا ڏيکارڻ واري ٽيبل Proactive requests	ڊيٽا ڏيکارڻ واري ٽيبل Total
Total	85	73	158
The President's Office	0	0	0
Peoples Majlis	0	2	2
Judiciary	1	2	3
Ministry of Foreign Affairs	0	0	0
Ministry of Defence	0	0	0
Ministry of Finance	0	0	0
Ministry of National Planning and Infrastructure	0	0	0
Ministry of Higher Education	0	1	1
Ministry of Communication, Science and Technology	0	0	0
Ministry of Health	3	1	4
Ministry of Education	46	18	64
Ministry of Transport and Civil Aviation	1	0	1
Ministry of Arts Culture and Heritage	0	0	0
Ministry of Tourism	0	0	0
Ministry of Economic Development	0	1	1
Ministry of Fisheries, Marine Resources, and Agriculture	0	0	0
Ministry Islamic Affairs	1	0	1
Ministry of Housing and Urban Development	0	1	1
Ministry of Youth, Sports and Community Empowerment	0	0	0
Ministry of Gender, Family and Social Services	0	0	0
Ministry of Environment	3	0	3
Attorney General	0	1	1
Ministry of Home Affairs	0	0	0
Independent Commissions	1	0	1
City Councils	9	1	10
Atoll Councils	0	4	4
Island Councils	20	35	55
Public Companies	0	4	4
Associations	0	0	0
Cooperative Societies	0	0	0
Political Parties	0	0	0
Universities and Colleges	0	3	3

2019: 18: 2019

Table 18: School Integrity Program, 2019

	Parents	Teachers	Students	
	No. of Sessions	11	13	26
No. of Participants	308	397	1068	
No. of Islands	11	12	13	

Note: The sessions conducted for students involve 13 sessions conducted in two schools in Male', with a total of 620 participants. The number of sessions for teachers also includes two sessions conducted in male'.

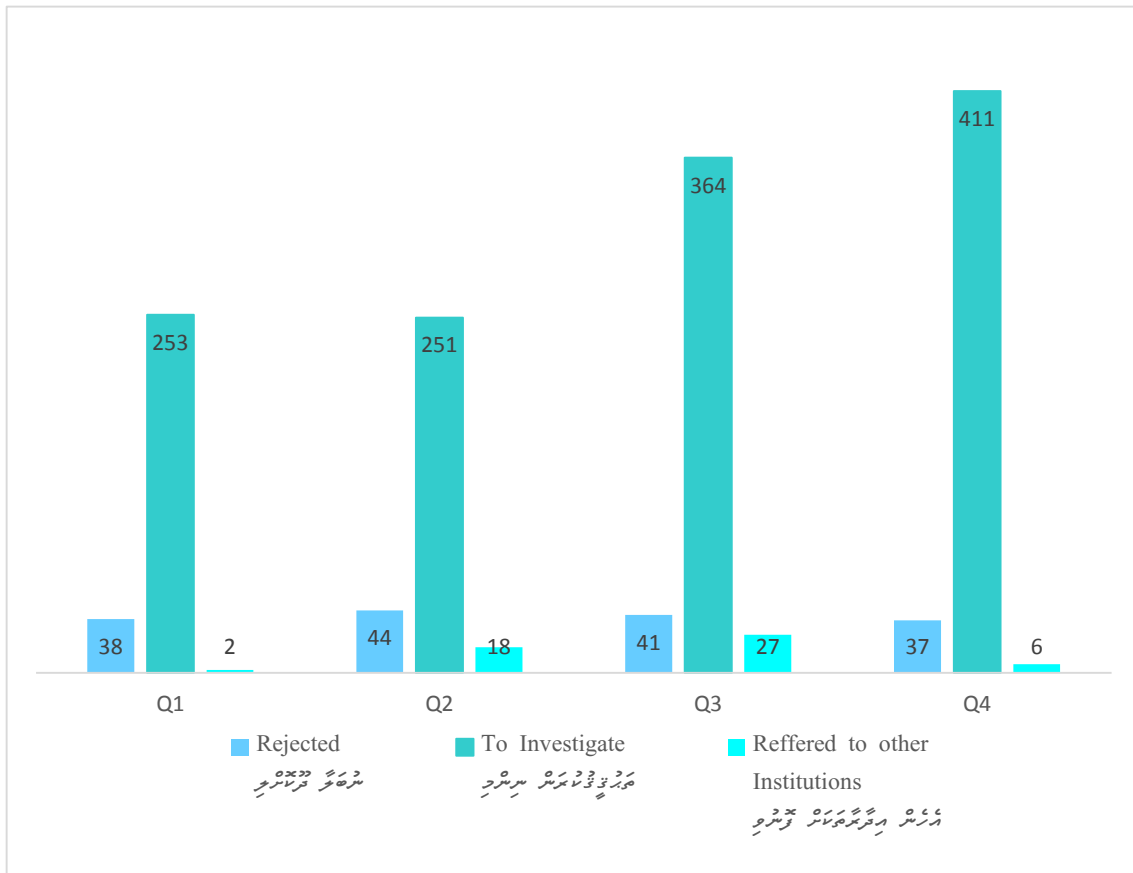
2019: 19: 2019

Table 19: Other Awareness Sessions Conducted, 2019

Trainings	No. of Participants	No. of Sessions	
Training of Trainers Program	15	1	
"Kiyama Kiyama" Program	11	1	
Info. Dissemination at School Assemblies	-	3	
"Corruption Prevention Session" to New Political appointees	116	2	
Civil Service Induction Program	245	6	
CMDA Directors Training program	125	4	

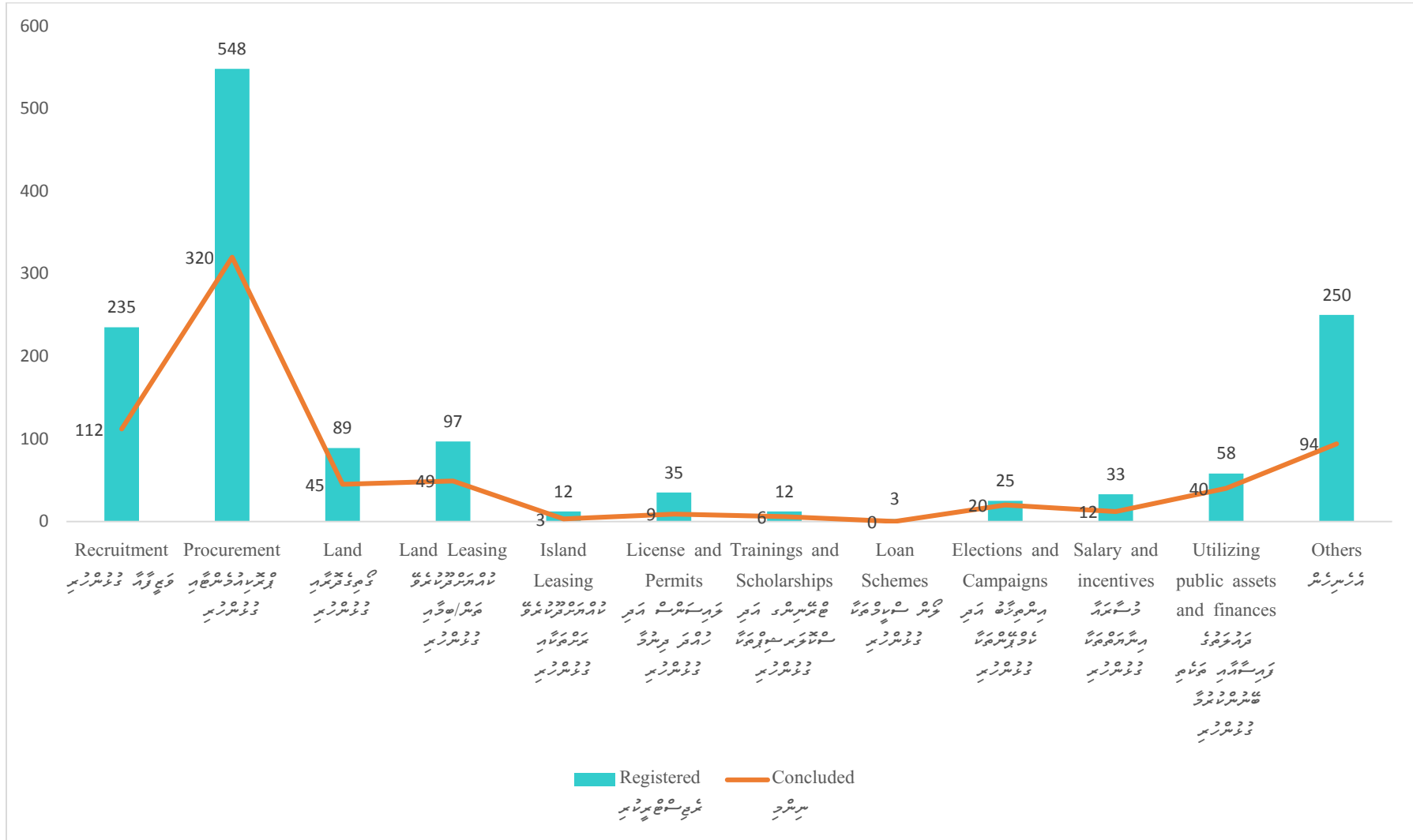
گروچ 1: مخرج سوج بر نامردوسر دارسوسو مالاخر بر دوتو نامردوسر چو، 2019

Chart 1: Decisions Taken on Registered Cases, 2019



شکل 3: ثبت و ختم شدہ کیسوں کی نوعیت کے لحاظ سے 2019

Chart 3: Registered and Concluded Cases by Type, 2019

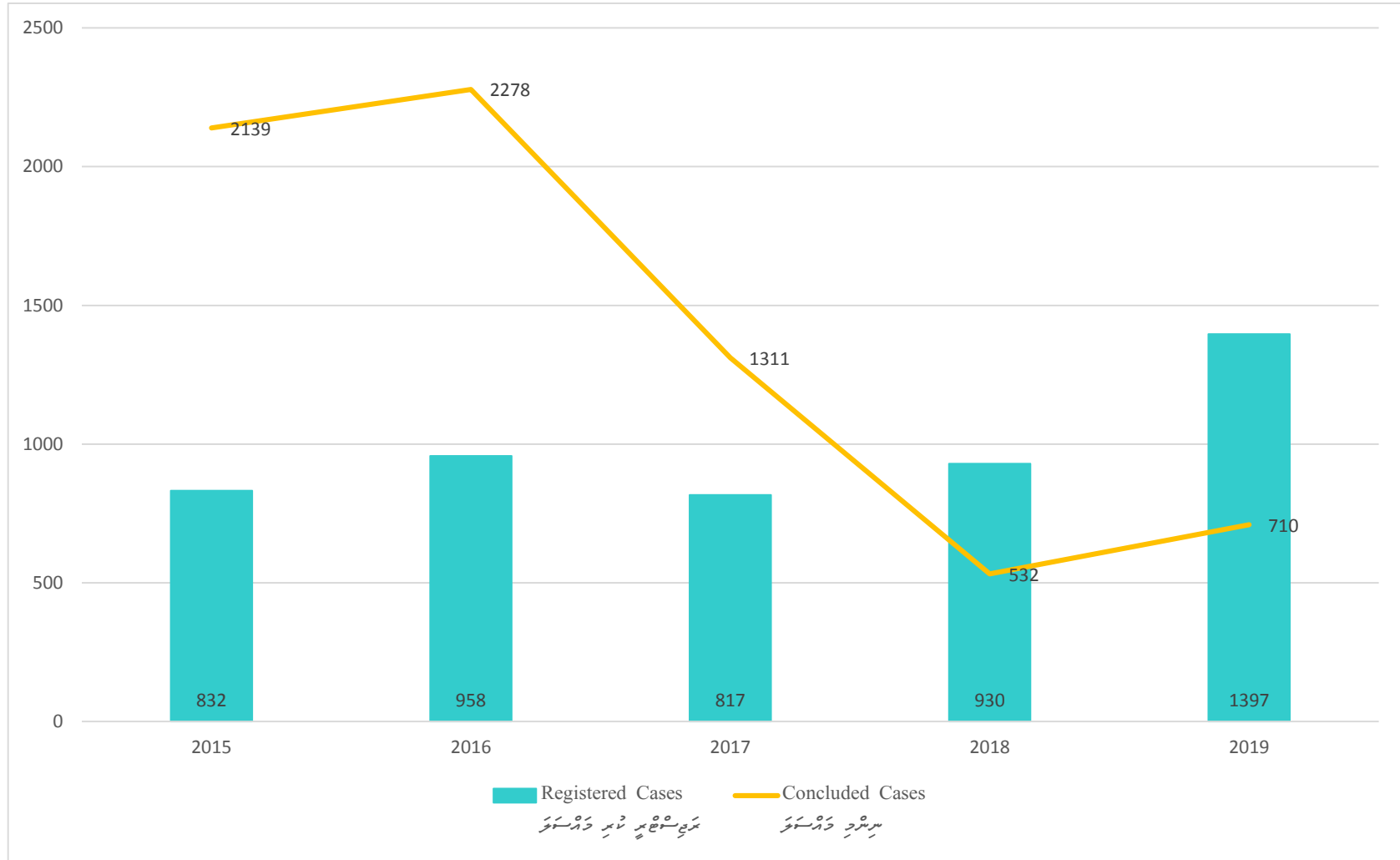


تجزیہ و 5 اراکز مرکز سائنس اعلیٰ تعلیم سندھ

Statistical Comparison of Past Five Years

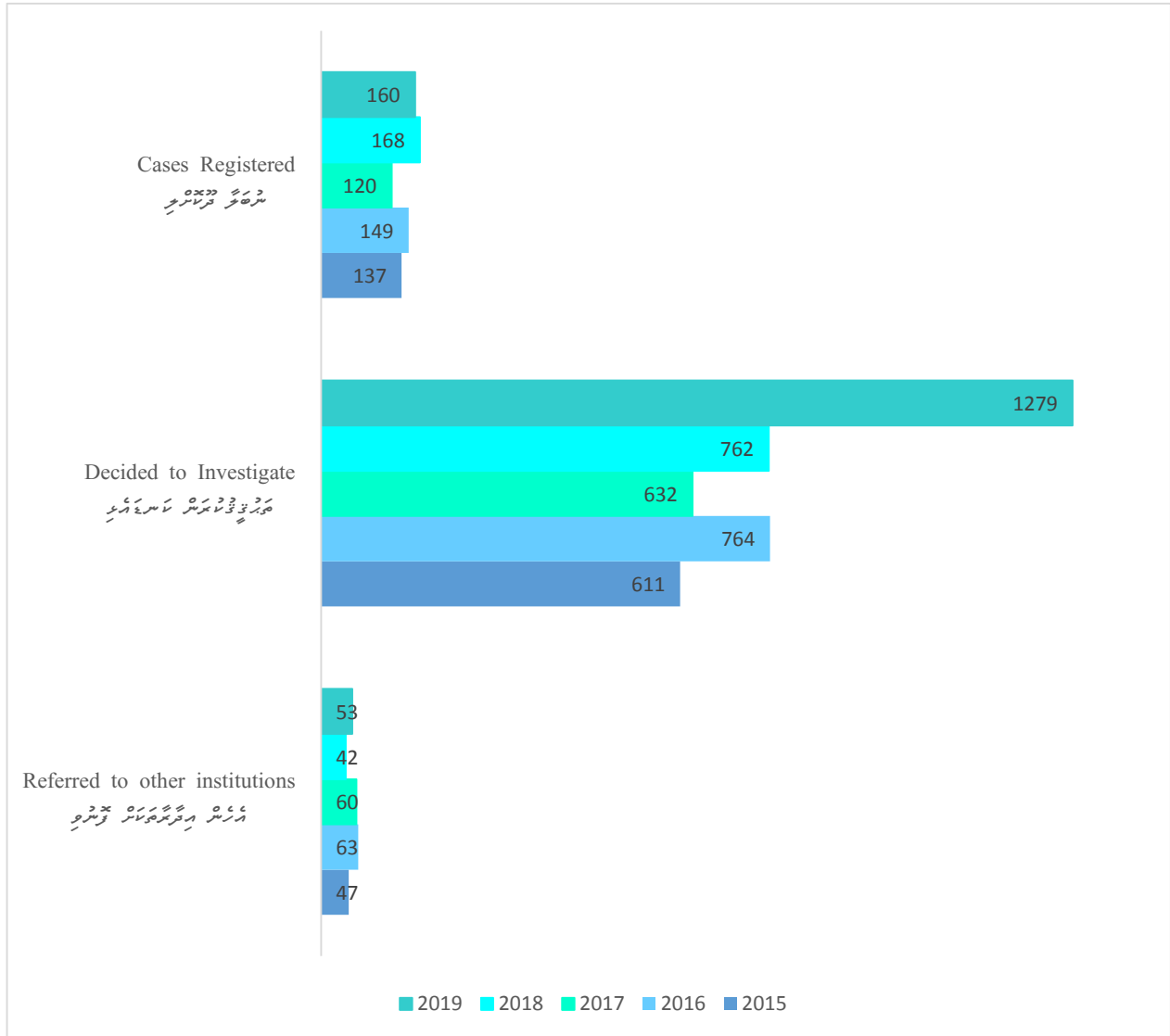
گٹھ 5: مکی سٹوچ پر نائزوسر ریر سرسرد وارسواری راکتر، 2019-2015

Chart 5: Number of Cases Registered and Concluded, 2015-2019



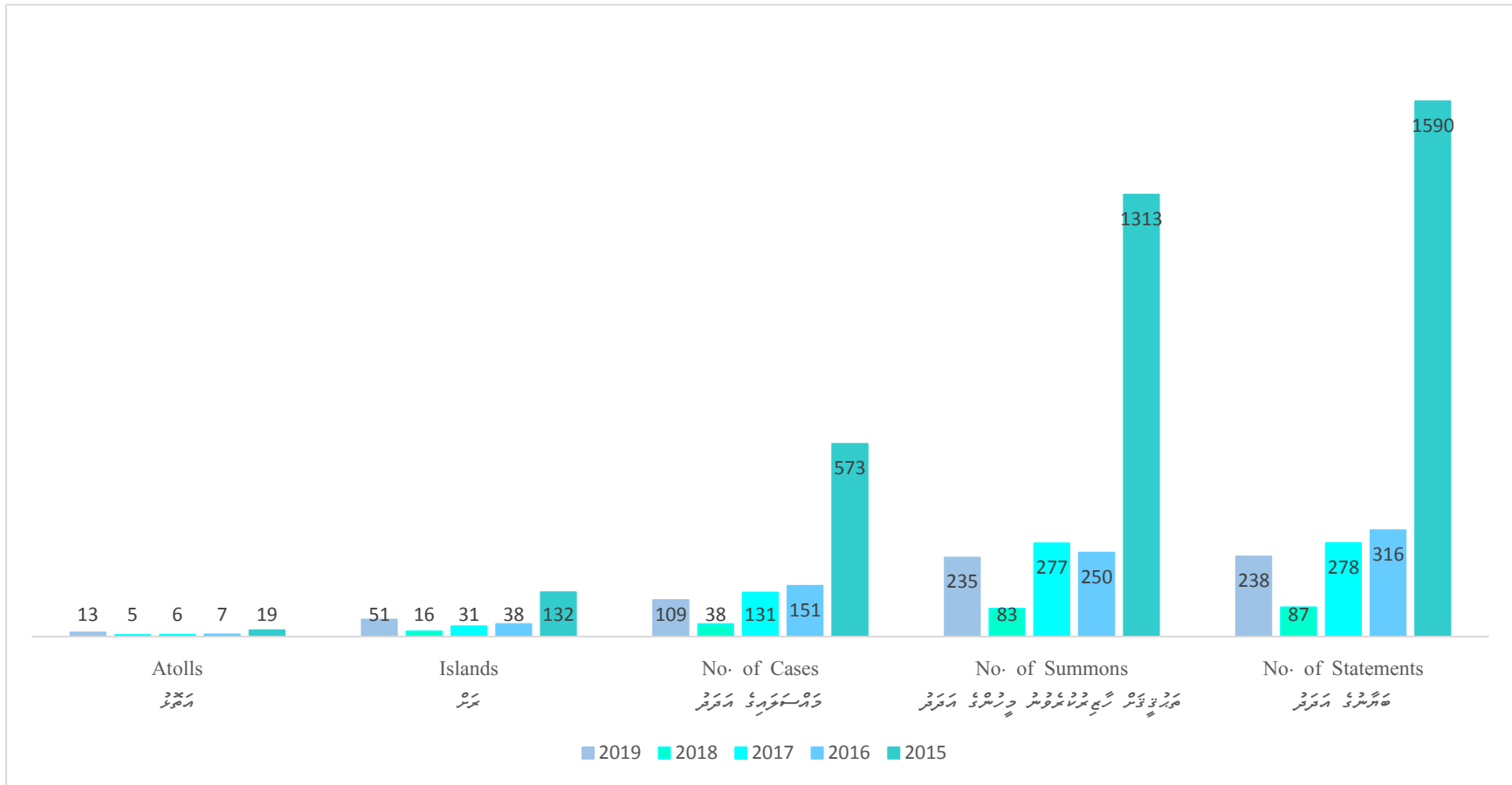
مجموعه 6: بررسي نتايج در رسيدن موارد ثبت شده سرسبز، 2015-2019

Chart 6: Commission's Decision on Registered Cases, 2015-2019



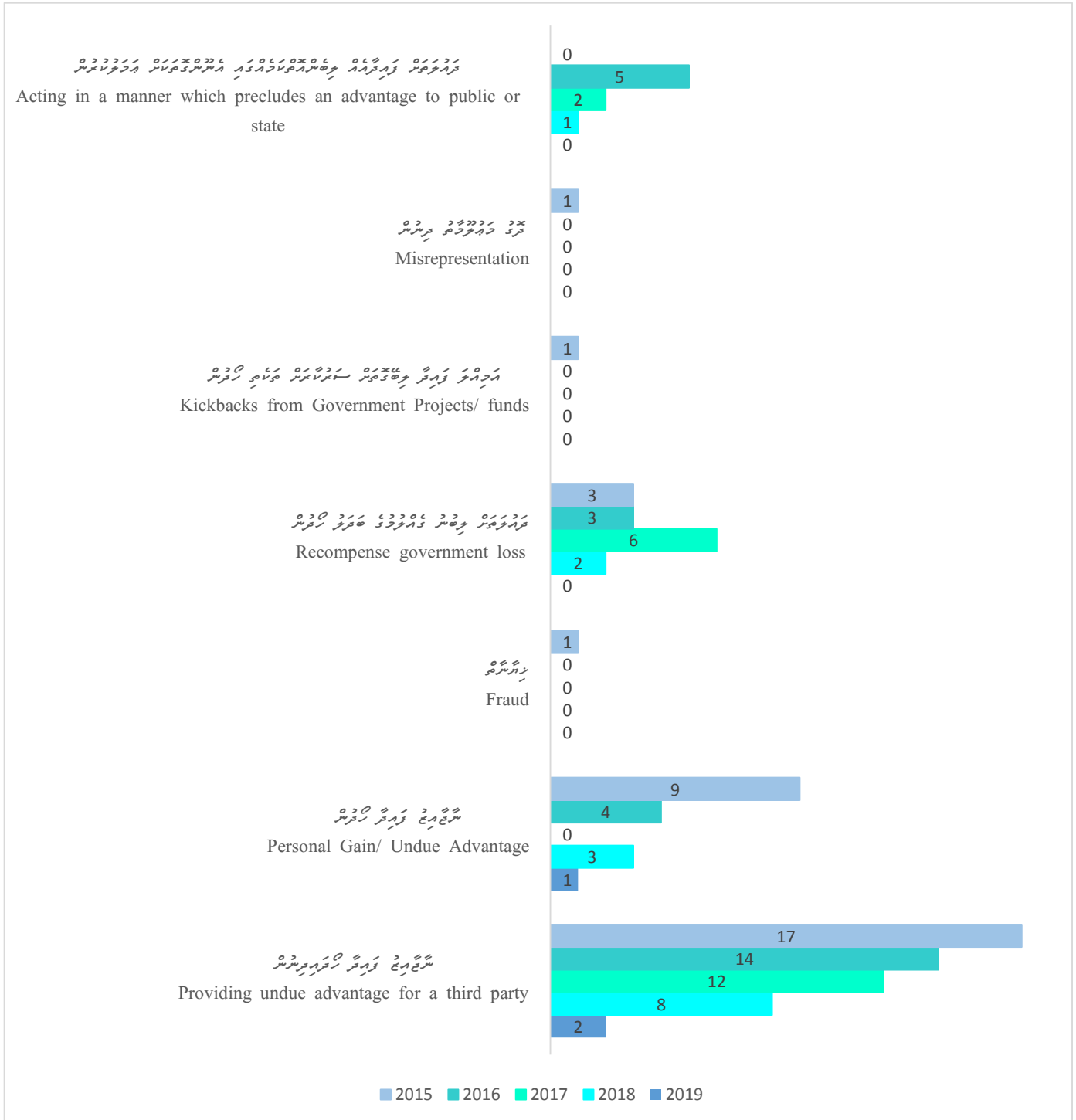
2019-2015: 7: ރަބަވަތު ރަސީދާ ސަރަޙައްދުގެ ތެރޭގައި 2015-2019

Chart 7: Investigations Conducted in the Atolls, 2015-2019



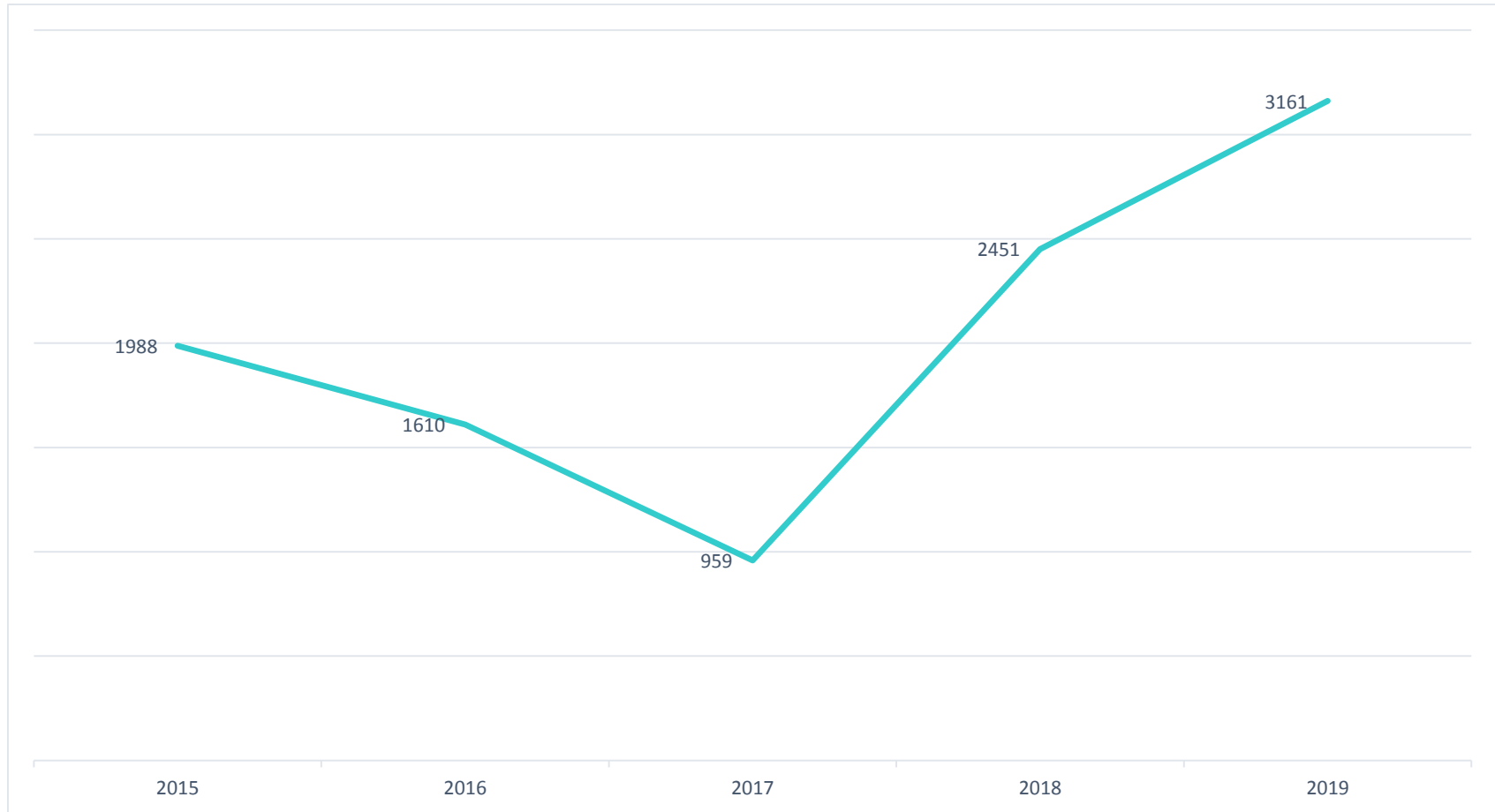
شماره 8: تعداد پرونده‌های ارسال شده به دفتر کلان‌دادگاری عمومی بر اساس نوع اتهامات، 2015-2019

Chart 8: Number of Cases sent to Prosecutor General's Office by Types of Charges, 2015-2019

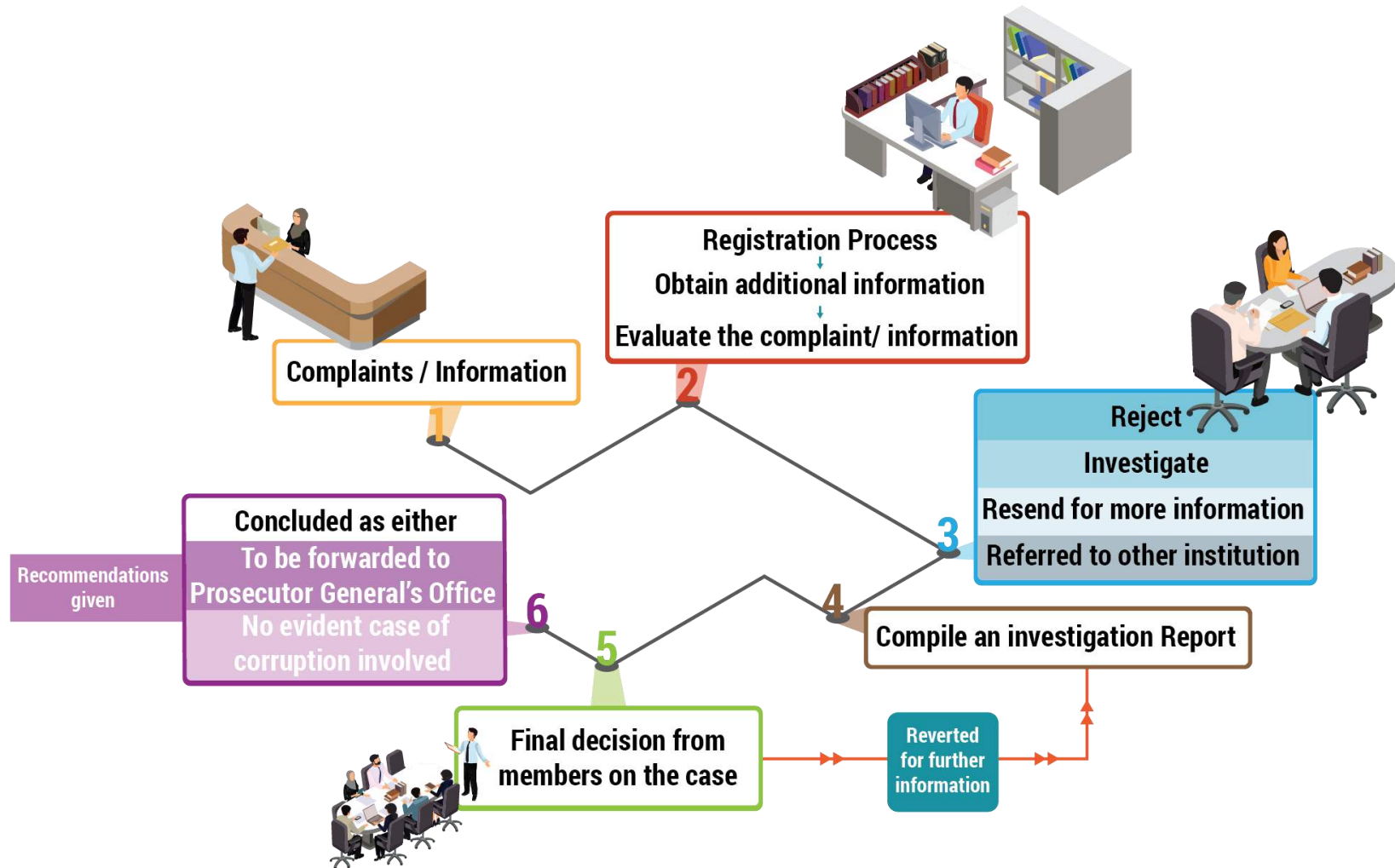


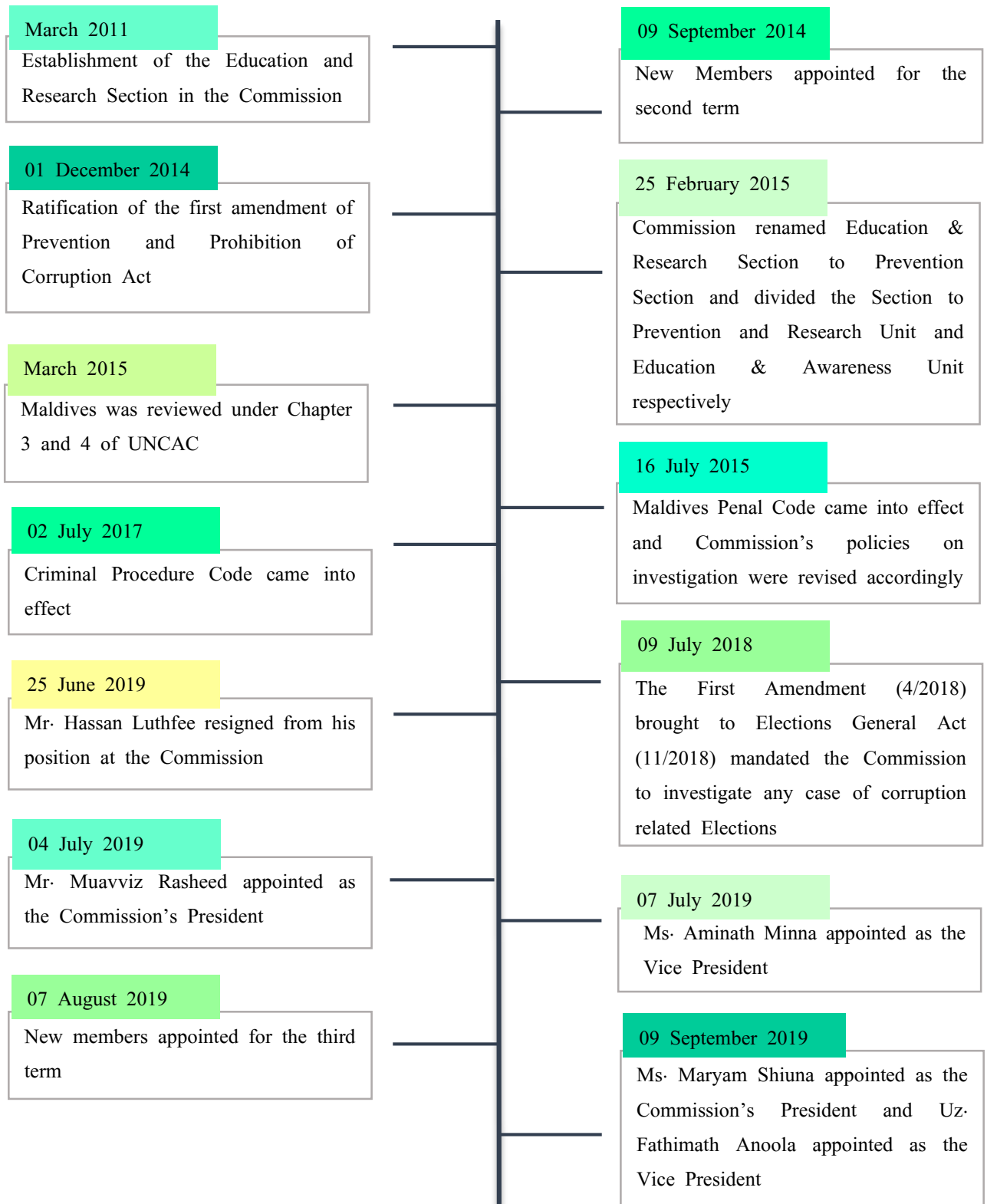
شماره شرکت کنندگان در نشست های آگاهی، 2015-2019

Chart 9: Total No. of Participants in Awareness Sessions, 2015-2019

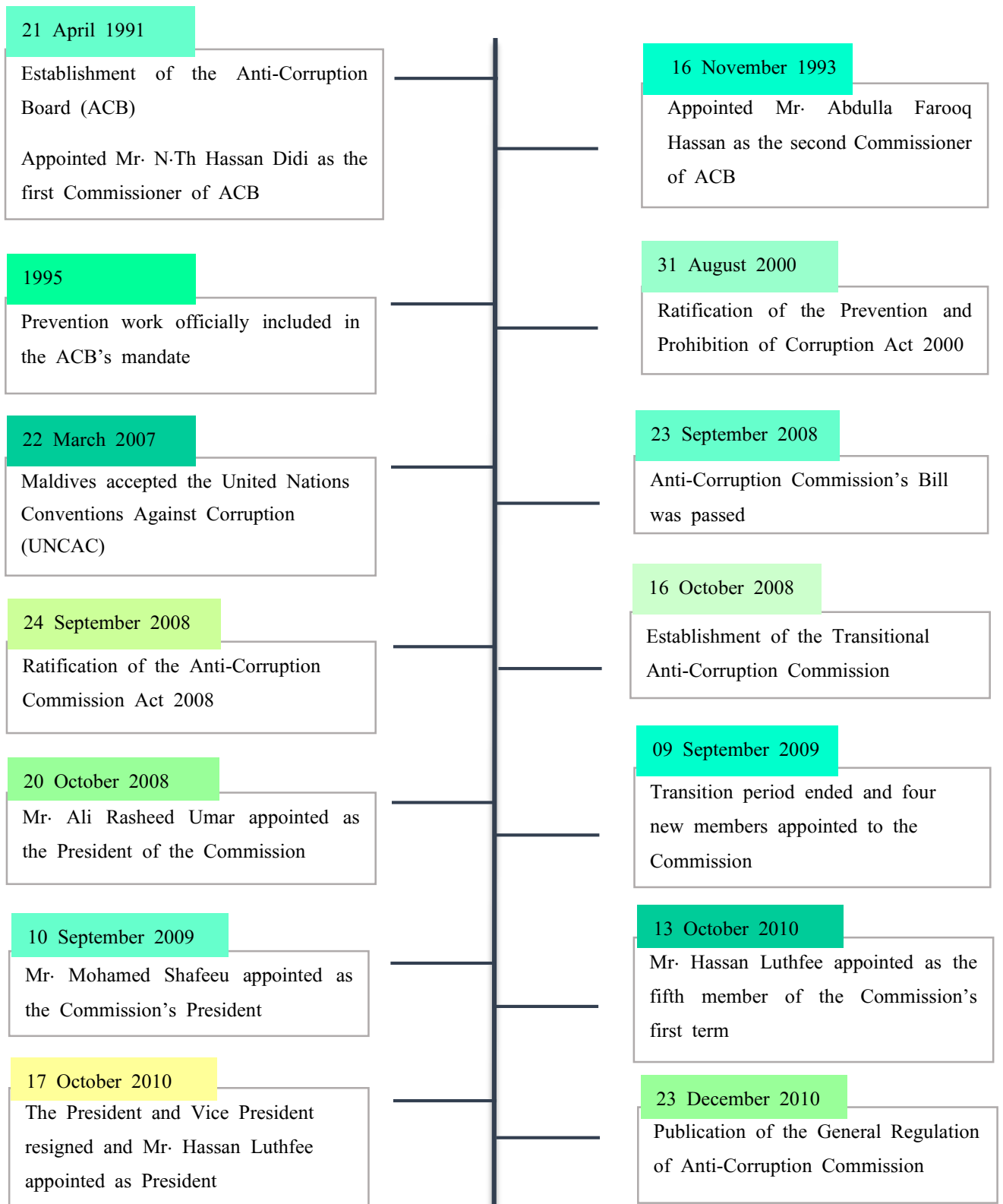


Procedure of Dealing with Complaint





A Glimpse to the History of the Commission



addition to this, Commission has sent notices to relevant authorities regarding 14 cases where money is involved that needs to be recovered to the state. The sum of money involved in these cases totals up to MVR 190,907,885.38 (One Hundred and Ninety Million Nine Hundred and Seven Thousand Eight Hundred and Eighty-Five Rufiyaa Thirty Eight Laari).

The Commission reached out to 2660 individuals in the year 2019 via its Corruption Awareness Program, Procurement Awareness Program, School Integrity Program and “Kiyama Kiyama” a program targeting a younger audience in school. In addition, the Commission conducted a Training of Trainers Program for 15 trainers, a session for political appointees with 116 participants, Civil Service Induction Program for 245 participants and Capital Market Development Authority (CMDA)’s Director Training Program for 125 participants. Thus, the Commission’s awareness programs outreached to 3161 individuals nationwide; depicting a 22.4% increase in the awareness program

Introduction

This book is comprised of the statistics of the work conducted by the different sections and units of the Commission under the focus of investigation and prevention of corruption. To give a comprehensive view on the accomplishments of the Commission, the book also is inclusive of five-year comparisons of major works undertaken by the Commission. It is aimed that the information provided will help the monitoring and evaluation of the Commission's progress and strengthening of its functions.

In reflection to the work of 2019, the Commission received 1257 complaints out of which 1204 cases were registered. Another 193 cases were added to this, which was initiated by the Commission, making the registered total 1397 cases. 2019 showed a 45% increase in the complaints lodged to the Commission in comparison to 2018. This could be interpreted as an increase in awareness on what to do with the knowledge and/or suspicion on cases related to corruption and/or an increase of faith in the general public towards the Commission.

From the total registered, 1279 cases were sent to investigation while 160 cases were dismissed due to various reasons such as some of the lodged complaints having no alignment with the Commission's mandate or complaint submitted lacking adequate information to commence an investigation and clarification of further information being unattainable due to anonymity of the correspondent. Also, a total of 53 cases were referred to the respective institutions. In 2019, a total of 710 cases related to 712 institutions were concluded. This includes cases concluded from investigations held within various atolls as well. One observation in the concluded cases is that the number of investigations held in the atolls being increased by 65% compared to that of 2018. Violation of laws and regulation made the highest in type of concluded cases for the year with a total of 318 cases. The past year, Commission gave 297 recommendations to 26 institutions, including 129 recommendations related to corruption risks within administration of the offices.

In 2019, only 3 cases were sent to Prosecutor General's Office (PGO). They were 2 cases related to providing undue advantage and 1 case related to personal gain or taking undue advantage. These three cases involved 5 individuals. Past year saw PGO returning 17 cases back to the Commission.

Amid the cases sent to PGO, only 1 case involved money value which comprised to MVR 3,646,500.00 (Three Million Six Hundred Forty-Six Thousand and Five Hundred Rufiya). In

Foreword

The Anti-Corruption Commission has been consistent with its unwavering efforts and determination towards the realization of its vision of a corruption free society in the Maldives. The year 2019 has been exceptionally challenging to the commission in this exertion and yet, was able to achieve significant goals in coming together towards a collaborative effort in the fight against corruption in Maldives. This indeed drives the commission's determination towards continuous effort in delivering its mandate effectively and efficiently in the coming years.

The purpose of this Statistics Book is to disseminate important information and simultaneously convey the progress of the Commission's work as accurately as possible to the general public with utmost transparency. Also, the provision of overall statistics of the Commission, aims to enlighten the general public, academics, journalists, and skeptics alike, on the actual accomplishments of the Commission with a reflection on transparency of the work executed by the Commission.

Information provided in this book can be utilized by any party intending to gauge the different works done in this sector. Most significantly the statistics provided in this book can be beneficial and used for scholarly purposes, policy analysis. This book also anticipates to guide on the areas that the Commission needs to strengthen further and areas where the Commission should focus effectively.

To strengthen its function and to gain public trust and confidence, the Commission is in greater need of a comprehensive anti-corruption legal framework, a proficient human resources and means to retain the staff of the Commission. It is also noteworthy to mention the importance of collaborative efforts from all stakeholders to fight against corruption and to accomplish the auspicious endeavor the Commission has embarked on.

March 2020

Anti-Corruption Commission

Table 19: Other awareness Sessions Conducted, 2019.....	29
Table 20: Requests for Information under Right to Information Act, 2019	30
Table 21: Details of Criminal Records Cleared, 2019.....	30
Chart 1: Decisions Taken on Registered Cases, 2019.....	31
Chart 2: Details of Concluded Cases, 2019	32
Chart 3: Registered and Concluded Cases by Type, 2019	33
Chart 4: Types of Charges sent to Prosecutor General’s Office, 2019	34
Statistical Comparison of Past Five Years	35
Chart 5: Number of Cases Registered and Concluded, 2015-2019.....	36
Chart 6: Commission's Decision on Registered Cases, 2015-2019	37
Chart 7: Investigations Conducted in the Atolls, 2015-2019.....	38
Chart 8: Number of Cases sent to Prosecutor General's Office by Types of Charges, 2015-2019.....	39
Chart 9: Total No. of Participants in Awareness Sessions, 2015-2019	40

Content

Forward.....	Error! Bookmark not defined.
Introduction.....	45
A Glimpse to the History of the Commission.....	433
Procedure of Dealing with Complaints.....	411
Statistical Details of 2019.....	11
FACT SHEET, 2019.....	12
Table 1: Registered Cases.....	13
Table 2: Cases Registered by Type, 2019.....	14
Table 3: Number of Cases Registered by Locality, 2019.....	15
Table 4: Cases Registered by Addressee, 2019.....	16
Table 5: Investigations Conducted in Male', 2019.....	17
Table 6: Investigations Conducted at Atolls, 2019.....	18
Table 7: Details of Cases Concluded, 2019.....	19
Table 8: Cases Concluded by Locality, 2019.....	20
Table 9: Concluded Cases by Type, 2019.....	21
Table 10: Number of Recommendations by Addressee, 2019.....	22
Table 11: Types of Charges sent to Prosecutor General's Office, 2019.....	23
Table 12: Types of Offenses sent to Prosecutor General's Office by Gender of Offenders, 2019.....	24
Table 13.1: Monetary Value in the cases sent to Prosecutor General's Office, 2019.....	25
Table 13.2: Amount of Monetary Value Claimed from Institutions, 2019.....	25
Table 14: Returned Cases from Prosecutor General's Office, 2019.....	26
Table 15: Number of Recommendations/ Approvals Requested by Addressee, 2019.....	27
Table 16: Corruption Prevention Program Conducted for Public Institutions, 2019.....	28
Table 17: Public Procurement Familiarizing Sessions, 2019.....	28
Table 18: School Integrity Program, 2019.....	29

Published by: Anti-Corruption Commission
Second Floor, Huravee Building
Ameeru Ahmed Magu, Male' 20114
Maldives.
Phone: 301 5200 / 301 5257
Fax: 331 7182
Email: info@acc.gov.mv
Website: www.acc.gov.mv

Compiled by: Prevention and Research Unit

Data Compiled by: Fathimath Nazeefa Saeed, Assistant Research officer

Edited by: Adam Shamil, Assistant Investigation Officer
Fathimath Ibna, Senior Research Officer

Cover Page: Saddam Naseem, Graphic Designer

Approved by: Members meeting YNO: AM-2020/31 on 15th March 2020

© Anti-Corruption Commission, March 2020

This publication may be produced in whole or in part in any form for education or non-profit uses, without special permission from the holder of copyright, provided the source is clearly acknowledged.



ANTI-CORRUPTION COMMISSION

Statistics 2019

Anti-Corruption Commission

Male', Maldives



ANTI-CORRUPTION COMMISSION

STATISTICS 2019



ANTI-CORRUPTION COMMISSION
MALE', MALDIVES